


# 2023

## A-dec Service Parts



### Q1 Authorized Dealer Catalog

Unpriced

[View current catalogs online](#)

1.800.547.1883 Within USA/Canada

1.503.538.7478 Outside USA/Canada





## PREVENTION & MAINTENANCE

A-dec 360 preventive kits are designed to maintain A-dec equipment. The program simplifies service and eliminates guesswork by packaging recommended items in to individual kits or kit sets for annual maintenance.

Also included in this section is a list of recommended items to supplement maintenance visits and reduce multiple office visits.

While A-dec equipment doesn't require a lot of maintenance, it benefits from periodic inspection and replacement of wear items just like any other equipment.

Convenient checklists are available online. For our Annual Preventive and Equipment Maintenance Checklists go to [a-dec.com/annual-preventive-checklist](https://www.a-dec.com/annual-preventive-checklist). For our Dental Office Staff Equipment Maintenance Checklist go to [a-dec.com/maintenance-checklist](https://www.a-dec.com/maintenance-checklist).

## UPGRADES & ACCESSORIES

A-dec 360 upgrades and accessories allows for versatility and growth in existing offices. Adding or replacing field installable options.

Refresh an operatory with an LED retrohead light or new upholstery. Replace worn items such as trays or instrument pads.

A-dec supports equipment long after the initial installation.

## SERVICE & REPAIR

A-dec 360 service and repair items provide easy repair at the right level. For simple items, we offer singles or packages for convenient installation. More complex repairs include all required A-dec parts and easy to read instructions to insure that the repair is comprehensive and robust.

In addition to the A-dec superior customer service, authorized dealers can access product support through Partner Resources at [adec.egain.cloud/kb/support/home](https://www.a-dec.com/egain/cloud/kb/support/home). This site includes lots of product information such as compatibility, part breakdowns, and service tips to name a few.

# Table of Contents

## GENERAL INFORMATION

Orders and Returns.....	6
General Information and Information Sources.....	7-8

## RECENT ENHANCEMENTS

Chairs and Stools Enhancements .....	11
Other Enhancements .....	12

## A-DEC PREVENTION & MAINTENANCE

Annual Maintenance Kits .....	15
5-Year Maintenance Kits .....	16
Syringe.....	17
High Volume Evacuator (HVE) and Saliva Ejector (SE).....	18
Tri Vac Canister .....	19
Mechanical Room.....	20
Recommended Truck Stock .....	21

## UPGRADES AND ACCESSORIES

A-dec 500 Tray Holders .....	25
A-dec 300 and Performer Tray Holders.....	26
Trays, Delivery System, and Organizers .....	27
Trays, Delivery System, and Organizers .....	28
Amalgamator and Bitewing Viewer.....	29
Monitor Mounts .....	30
Consumables .....	31

## A-DEC CLINICAL PRODUCTS

Intraoral Light Sources, Bulbs, and Tooth Dryer .....	35
High-speed and Low-speed Replacement Parts .....	36
Advanced Air and Pressure Gauge.....	37
Electric Motors Replacement Parts.....	38

## SELF-CONTAINED WATER SYSTEMS

A-dec 500 and 300.....	39-41
A-dec 500, 300, and 200 .....	42
Cascade and Prior.....	43-44

## COMPONENTS

Diaphragms and Gaskets.....	45
O-rings.....	46-47
A-dec 500 (Version A) Covers and Caps .....	48
A-dec 300 Covers and Caps.....	49

## FITTINGS

Barbed .....	51-54
Pipe .....	55
Tubing Poly-Flo.....	56
Quick-Disconnects (QD) .....	57-58
A-dec 500 (Version A) and 300 .....	59

## FLOOR BOXES

Contoured.....	61
Stainless Steel.....	62
Plugs and Umbilical Components.....	63
Moisture Separators and Air Filter/Regulators .....	64
Air and Water Filter/Regulators .....	65
Filter, Pre-Regulators, Gauge, and Shut-off Valve .....	66

## TOOLS

Pliers, Cutters, Strippers, Hemostat, and Tubing Stringer ..	67
Gauges, Hex Wrench Set, Cable Ties, and Hex Driver.....	68
Syringe Tool, Touch-Up Paint, and Lubricant .....	69

## TUBING

½" Color-coded Polyurethane and Vinyl.....	71
Color-coded Polyurethane.....	72
Silicone Handpiece Tubing.....	73
Vinyl Handpiece Tubing.....	74
Handpiece Tubing, Nuts, and Bulbs .....	75
A-dec 500 and 300 High Volume Evacuator Vacuum Instrument Assemblies .....	76
A-dec 500 and 300 Saliva Ejector Vacuum Instrument Assemblies .....	77
Cascade & Performer High Volume Evacuator & Saliva Ejector Vacuum Instrument Assemblies.....	78
Large Bore (15 mm) HVE Assembly & Conversion Kit for A-dec 500, 300, and Cascade Families .....	79
Saliva Ejector, HVE, Vacuum and Umbilical, Flex, Foot Control, and Convolute .....	80

## VALVES

Momentary.....	81
Manual On/Off and Coolant.....	82
Needle .....	83
Relay .....	84
Shut-off and Selector .....	85

## VALVES continued

Micro and Actuator .....	86
Components.....	87

## SYRINGES

Tips and Retainers .....	89
Autoclavable Syringe Assemblies.....	90
Syringe Component Kits .....	91
Legacy Syringe Assemblies .....	92
Components.....	93
Warm Water .....	94

## FOOT CONTROLS

Assemblies.....	95
Components.....	96-98
Foot Control Service Kits .....	99-100
Lever Foot Control Service Kits.....	101

## HANDPIECE CONTROLS AND HOLDERS

A-dec 500 and 300 Controls.....	103
Century Plus.....	104-105
Century II .....	106-107
Performer .....	108
A-dec 300/400/500 Assistant's Single and Dual Holder Arm .....	109
A-dec 500 and 300 Holders .....	110
A-dec 500 and 300 Delivery System Service Kits.....	111
Handpiece Holders.....	112
Assistant's Holders.....	113
Handpiece Holder Valves.....	114

## ELECTRICAL COMPONENTS

A-dec 500 and 300.....	115
A-dec 500 and 300 Data Cables and Circuit Boards.....	116
Power Supplies .....	117
Power Supply Cables and QVIOLS .....	118
Touchpads.....	119
Cascade and Master Series Touchpads .....	120
Fuses .....	121
Air Electric Switches and Adapter Kit.....	122

## VACUUM COMPONENTS

HVE and SE Valves .....	123
-------------------------	-----



# Table of Contents

## VACUUM COMPONENTS continued

HVE and SE Service Parts .....	124
Aspirator Tips and Brushes .....	125
Performer Saliva Ejectors and Tailpieces for HVE and SE	126
A-dec 500 and 300 .....	127
A-dec 300 .....	128
Solids Collectors .....	129
Dürr Connectors .....	130
Vacuum and ICV .....	131
Air Vacuum System .....	132

## CUSPIDORS

300/400/500 Cuspidor Service Kits .....	133
A-dec 500, 400, and 300 .....	134
Cascade Vitreous China .....	135
Cascade Phenolic .....	136
Performer .....	137
Components .....	138-139
Components and Performer Air Vacuum Generator .....	140

## LIGHTS

A-dec LED Light Components .....	141
A-dec 300 Halogen Light Components .....	142
A-dec 500 Halogen, A-dec 200, Cascade, 6300, and Performer .....	143
Light Components .....	144
6300 Components, Cables, and Light Posts .....	145
Performer Light Components .....	146

## CHAIRS AND STOOLS

Toeboard Covers .....	147
Upholstery Replacement .....	148-149
Upholstery Screws, Headrest Knobs, and Glide Bars .....	150
Chair Cylinders .....	151
Chair Solenoids and Hydraulic Oil .....	152
Power Supplies, Circuit Boards, and Capacitors .....	153
Chair Limit Switches and Position Sensor .....	154
Switches and Base Down Stop .....	155
Chair Brake Kits, Electrical Cables and Power Cords .....	156
Footswitches and Rear Cover Kit .....	157
Chair Mounts, Plugs and QD Kit .....	158
Cart and Stool Casters, Stool Knobs, Base, and Foot Ring	159
Stool Cylinders and Back Cover .....	160

## DENTAL CABINETRY

### Preference II

Hinges and Push Latches .....	161
Mounting Plates .....	162
Shelf Clips and Glass Door Components .....	163
Dispensers, Light, and Clock Timer .....	164

### Preference II and Collection

Cover Caps, Hole Plugs, and Subbase Trim Kit .....	165
Latches and Handles .....	166
Cable Chases and Grommets .....	167
Dental Furniture Wash Station Components .....	168
Faucet Activation .....	169

### Preference Collection

Hardware .....	170-172
Glass Shelves, Gloves and Tissue Grommet .....	173

### Preference ICC

Dryer and Upper Storage Components .....	174
Miscellaneous .....	175

### A-dec ICV

A-dec ICV Kits .....	176
----------------------	-----

## MECHANICAL ROOM

Compressor Installation Items .....	177
Compressor Maintenance Items .....	178
Compressor Upgrades .....	179
Compressor Replacement Parts .....	180-181
Vacuum Installation Items .....	182
Vacuum Maintenance Items .....	183
Vacuum Upgrades .....	184
Vacuum Replacement Parts .....	185
Mechanical Room Controls and Accessories .....	186
Water Control Valves .....	187
Water Filter Maintenance Items .....	188

## INDEX

Numerical Index .....	189-196
Alphabetical Index .....	197-199

# Orders and Returns

## WELCOME

Your 2023 Genuine A-dec Service Parts Catalog will help service technicians and dealership parts ordering specialists find the right parts quickly.

## HOW TO FIND WHAT YOU NEED

Service parts are shown under general product or functional categories.

**General product** - These categories are at the model level, like chairs, lights and stools.

**Functional parts** - Includes sections like Fittings, Valves, and Tubing. Functional parts are often used in multiple products and look similar enough to another part that side-by-side comparison makes it easier to order the correct part.

## HOW TO ORDER

### CHECKLIST

Please include the following information with your order:

- Part numbers
- Quantity for each part ordered
- Description
- Delivery address
- Method of transportation
- Customer requested ship date
- Purchase order number
- Signature of person placing the order

### ORDER CONTACT INFORMATION

#### U.S. and Canada

1.800.547.1883 or 1.503.538.7478 or Fax: 1.503.538.0276 (24 hours)  
Monday through Friday, 5:00 a.m. to 5:00 p.m. (Pacific Time) other than holidays

#### International

+1.503.538.7478 or Fax: +1.503.538.5911 (24 hours)  
Monday through Friday, 6:00 a.m. to 5:00 p.m. (Pacific Time) other than holidays

Orders for A-dec products shown in this catalog must be placed through an authorized A-dec dealer and processed by A-dec, Inc.

## GENERAL ORDERING DETAILS

For U.S. and Canada, A-dec enters part orders from 7:00 a.m. until 4:00 p.m. daily (Pacific time). An order for same day parts (in inventory) can ship same day if received before 2:00 p.m. (Pacific time).

- U.S. and Canadian Dealers:  
U.S. orders can ship UPS Red if received before 1:30 p.m. Pacific Time (PT) and UPS Ground, UPS Blue, or 3-Day Select if received by 2:00 p.m. (Pacific time).  
Canadian orders can ship same day if received by 2:00 p.m. (Pacific time).
- Products shown in this catalog will be shipped:  
Domestic Customers                      F.O.B., Newberg, Oregon USA  
International Customers                Ex-Works, Newberg, Oregon USA
- A 20% re-stocking fee applies to all returned merchandise other than those authorized for credit and/or warranty replacement.

## HOW TO RETURN

### RETURN POLICY

Authorized dealers wishing to return unopened merchandise to A-dec for credit consideration must adhere to the following guidelines: Returns will not be accepted outside of one year from the invoice date. Individual line value less than \$50 retail cannot be returned for credit. A return authorization must be obtained prior to returning parts to A-dec. Call A-dec Customer Service for an RMA number. A 20% re-stocking fee will be assessed.

The following types of items cannot be returned:

- Items built-in/integrated into an A-dec product
- Obsolete parts/equipment
- Specials
- Dental Furniture
- Standard color upholstery ordered for obsolete chairs or stools

In the case of a defective warranty item, call A-dec Customer Service for an RMA Number. Send returns and warranty returns with applicable RMA information to:  
A-dec, Inc., 2601 Crestview Drive, Newberg, Oregon 97132, USA. ATTN: Returns.

# General Information and Information Sources

## GENERAL

©2023 A-dec, Inc. All Rights Reserved. A-dec, the A-dec design logo, and the trademarks listed at [a-dec.com/legal/trademarks](http://a-dec.com/legal/trademarks) are trademarks or registered trademarks of A-dec, Inc. in the United States and other countries. Other trademarks used herein may be claimed as the property of their respective owners. Certain touch control symbols and icons are proprietary to A-dec, Inc.

A-dec, Inc. shall not be held liable for any errors contained herein or any consequential or other damages concerning the furnishing, performance or use of this material. The information in this document is subject to change without notice. If you find any problems in the documentation, please report them to us in writing. A-dec, Inc. does not warrant that this document is error-free.

No part of this document may be copied, reproduced, altered, or transmitted in any form or by any means, electronic or mechanical, including photocopying, recording, or by any information storage and retrieval system, without prior written permission from A-dec, Inc.

## EQUIPMENT ALTERATIONS POLICY/DISCLAIMER

Modifications or alterations of A-dec equipment that expand the use of A-dec equipment beyond its design and intent, or override any safety feature may jeopardize doctor, patient, or staff safety. Modifications that alter the electrical or mechanical safety of A-dec dental equipment are in conflict with Underwriters Laboratory (UL) construction file requirements and are not sanctioned by A-dec. Examples of modifications that diminish safety design include, but are not limited to: rendering access to the line voltage without the use of tools, modification of supporting elements that increase or shift loading characteristics, and the addition of any powered device that exceeds the design limits of the dental system.

The use of accessory equipment that does not comply with the safety requirements of A-dec dental equipment may lead to a reduced level of safety of the resulting system. It is the responsibility of the equipment distributor and the installer, not A-dec, to comply with all building code requirements in the installation of equipment. It is the responsibility of the person(s) who requests, approves, or performs any equipment modification or alteration to comply with all safety requirements and recommendations. A-dec will not respond to inquiries on an individual basis. Modifications or alterations of A-dec dental equipment are at your own risk. You will indemnify and defend A-dec from any resulting claims, including product liability claims, that may arise from any alterations, modifications, or installation contrary to this policy. Additionally, such modification or alteration voids A-dec's applicable product warranty and may invalidate UL or other regulatory agency approvals.

NOTE: The above information is from the A-dec Instructions For Use: Regulatory Information, Specifications, and Warranty (86.0221.00 Rev AL)

## A-DEC EXPRESS LIMITED WARRANTY

The A-dec Inc. Express Limited Warranty can be found on the A-dec website at [a-dec.com/legal/warranty](http://a-dec.com/legal/warranty). If you have any questions or need warranty assistance, contact A-dec customer service at:

- 1.800.547.1883 or [customer.service@a-dec.com](mailto:customer.service@a-dec.com) (within the USA and Canada)
- +1.503.538.7478 or [a-decglobal@a-dec.com](mailto:a-decglobal@a-dec.com) (outside the USA and Canada)

Customer service is available Monday through Friday, from 5 a.m. to 5 p.m. Pacific Standard Time (PST).

## FOR UK CUSTOMERS

In the United Kingdom and the Republic of Ireland, this Limited Warranty is provided by A-dec Dental UK, Ltd. of Austin House, 11 Liberty Way, Nuneaton, Warwickshire. CV11 6RZ, telephone 0800.ADEC.UK (2332.85), fax 024 7634 5106, email [info@a-dec.co.uk](mailto:info@a-dec.co.uk) and applies to products sold to customers located in the United Kingdom and the Republic of Ireland.

## FOR AUSTRALIA CUSTOMERS

### Warranty Provider and Warranty Period

In Australia, this Limited Warranty is provided by A-dec Trading Company, Inc. trading as A-dec Australia (A-dec) (ARBN 002 806 117) of Unit 8, 5-9 Ricketty Street, Mascot NSW 2020, telephone 02 8332 4000, email [a-dec@a-dec.com.au](mailto:a-dec@a-dec.com.au) and applies to products sold to customers located in Australia. In Australia the warranty period is calculated from the date of supply to the customer.

### Important Notice Regarding Your Consumer Rights

The benefits given to you under this warranty are additional to other rights and remedies that you may have in relation to your purchase and use of the goods to which this warranty relates. Our goods come with guarantees that cannot be excluded under the Australian Consumer Law. You are entitled to a replacement or refund for a major failure and compensation for any other reasonably foreseeable loss or damage. You are also entitled to have the goods repaired or replaced if the goods fail to be of acceptable quality and the failure does not amount to a major failure. As our goods are not of a kind ordinarily acquired for personal, domestic or household use or consumption, we are permitted to limit our liability under the Australian Consumer Law for failure to comply with certain guarantees, where it is fair and reasonable to do so, to one or more of the following: (i) the replacement of the goods or supply of equivalent goods, (ii) the repair of the goods, (iii) the payment of the cost of replacing the goods or of acquiring equivalent goods, or (iv) the payment of the cost of having the goods repaired. A-dec Australia provides no warranty against defects beyond the rights and remedies given under this express limited warranty and those which are available under the Australian Consumer Law.

# General Information and Information Sources

---

## INFORMATION SOURCES

### ORDERNET

OrderNet (on [portal.a-dec.com](http://portal.a-dec.com)) is a simple, convenient online ordering system that is available 24 hours a day, 7 days a week. Use it to place quick orders for service parts or to configure product and prepare proposals. A-dec will e-mail an order confirmation as soon as you place your order.

### RESOURCE CENTER

A-dec marketing and technical materials (including brochures, sales sheets, installation guides, instructions for use, and service manuals) are available to download at [a-dec.com/resource-center](http://a-dec.com/resource-center).

### A-DEC PRE-INSTALLATION GUIDES

A-dec provides pre-installation guides for current major product lines including A-dec 500, A-dec 400, A-dec 300, A-dec Inspire, and Preference Collection. These documents include product dimensions and content to help specify plumbing, utilities, framing, and other construction requirements for installation of A-dec products. They are available as PDF documents in the Resource Center at [a-dec.com/resource-center](http://a-dec.com/resource-center) and under Planning Resources/Pre-Installation Guides on [partnerresources.a-dec.com](http://partnerresources.a-dec.com).

### A-DEC 2D AND 3D CAD RESOURCES

A-dec has CAD models of most current products available in 2D DWG (AutoCAD) format and 3D DWG and RFA (Revit) formats. The models are available on [partnerresources.a-dec.com](http://partnerresources.a-dec.com) under Planning Resources/2D CAD Blocks or 3D CAD Models.

# A-dec Recent Enhancements

## Section Contents

- 11 Chairs and Stools Enhancements
- 12 Other Enhancements








# Chairs and Stools Enhancements

## A-dec 511 (Version A) Positioning Sensor Retro Kit

90.1639.00 Position sensor kit (2)



- For base or back positioning A-dec 500 chairs

PRODUCT DESCRIPTION	ITEM PART NUMBER	PRICE
<b>Armrest Kits</b>		
<input type="checkbox"/> 511 (version B)	90.1686.00	

## A-dec 511 Elastomer Armature Kit

90.1779.00



- Includes Elastomer and Velcro attachment strips


## A-dec 200 2-liter water bottle

14.0486.00



## A-dec 511/411/311 Glide Bar Bracket Kit

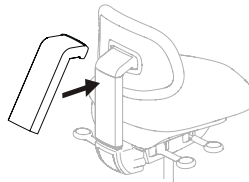
99.0719.00



- Includes necessary hardware
- With backrest locking feature

## A-dec 521/522 Stool Back Bumper

90.1767.00 White 2



- Snap on bumper/cover

## A-dec 500 Stool Base

65.1924.00



- Fits Doctor or Assistant's stools

## A-dec 500 Assistant's Stool Foot Ring

65.1928.00



## Other Enhancements

### A-dec 500 LED Light Upgrade

28.1924.00 Gray



- Upgrade for existing A-dec halogen lights
- Compatible with most A-dec lights after 1993
- See note below regarding protective barriers

### A-dec 500 LED Touchless Sensor Upgrade Kit

90.1811.00



- For touchless on/off light activation
- Gray 3 color (only)
- Replaces manual momentary switch
- Compatible with all A-dec 500 LED lights (not compatible with 300 LED lights)

PREFERENCE ICV KITS	PART NUMBER	PRICE
ICV front face kit for (2) 15 mm HVE, (1) SE Includes: Face plate, IG, (2) 15 mm, (1) SE	90.1791.00	
ICV front face kit for (1) 11 mm HVE , (1) 15 mm HVE, (1) SE Includes: Face plate, IG, (1) 11 mm , (1) 15 mm, (1) SE	90.1785.00	
INSPIRE ICV KITS	PART NUMBER	PRICE
<b>With PCB</b>		
ICV power panel kit for (2) 15 mm HVE, (1) SE Includes: Face plate, IG, (2) 15 mm, (1) SE	90.1788.00	
ICV power panel kit for (1) 11 mm HVE , (1) 15 mm HVE, (1) SE Includes: Face plate, IG, (1) 11 mm , (1) 15 mm, (1) SE	90.1786.00	
<b>Without PCB</b>		
ICV power panel kit for (2) 15 mm HVE, (1) SE Includes: Face plate, IG, (2) 15 mm, (1) SE	90.1789.00	
ICV power panel kit for (1) 11 mm HVE , (1) 15 mm HVE, (1) SE Includes: Face plate, IG, (1) 11 mm , (1) 15 mm, (1) SE	90.1787.00	

### HVE Conversion Kits (not pictured)

DESCRIPTION	SURF*	WHITE	PRICE
<b>Large Bore (15 mm) HVE Kit with Tips</b> with holder, 16 mm tubing, valve, and (2) tailpieces			
With 52" (1,321 mm) tubing	11.1393.00	11.1373.00	
With 63" (1,600 mm) tubing	11.1395.00	11.1371.00	
<b>Large Bore (15 mm) HVE Kit without Tips</b> with holder, 16 mm tubing, valve, and (2) tailpieces			
With 52" (1,321 mm) tubing	11.1392.00	11.1372.00	
With 63" (1,600 mm) tubing	11.1394.00	11.1370.00	
<b>Dürr Cannulas</b>			
20 piece package	11.1374.00		

NOTE: \*Surf kits available with Gray tubing only

# A-dec Prevention & Maintenance

## Section Contents


- 15 Annual Maintenance Kits
- 16 5-Year Maintenance Kits
- 17 Syringe
- 18 High Volume Evacuator (HVE) and Saliva Ejector (SE)
- 19 Tri Vac Canister
- 20 Mechanical Room
- 21 Recommended Truck Stock







# Annual Maintenance Kits




## Action Items

- Use these kit sets annually or after 1,500 hours of use whichever comes first to properly service vital equipment functions for delivery systems, assistant's instrumentation, and vacuum.

DESCRIPTION	PART NUMBER	PRICE
<input type="checkbox"/> A-dec 300/500 Annual Service Kit Set Includes: <ul style="list-style-type: none"> <li>Syringe PM kits (2) - 90.1613.00</li> <li>11 mm HVE PM kit - 90.1641.00</li> <li>Standard saliva ejector PM kit - 90.1642.00</li> <li>15 mm HVE PM kit - 90.1643.00</li> <li>Tri vac canister PM kit - 90.1644.00</li> </ul>	90.1835.00	
<input type="checkbox"/> A-dec Performer/Cascade/200 Annual Service Kit Set Includes: <ul style="list-style-type: none"> <li>Vacuum cap o-ring - 030.027.00</li> <li>Pinnacle screen (10) - 11.1191.01</li> <li>Vacuum, cap assembly, Cascade - 11.1192.00</li> <li>Syringe PM kits (2) - 90.1613.00</li> <li>11 mm HVE PM kit - 90.1641.00</li> <li>Standard saliva ejector PM kit - 90.1642.00</li> <li>15 mm HVE PM kit - 90.1643.00</li> </ul>	90.1836.00	

# 5-Year Maintenance Kits



## Action Items

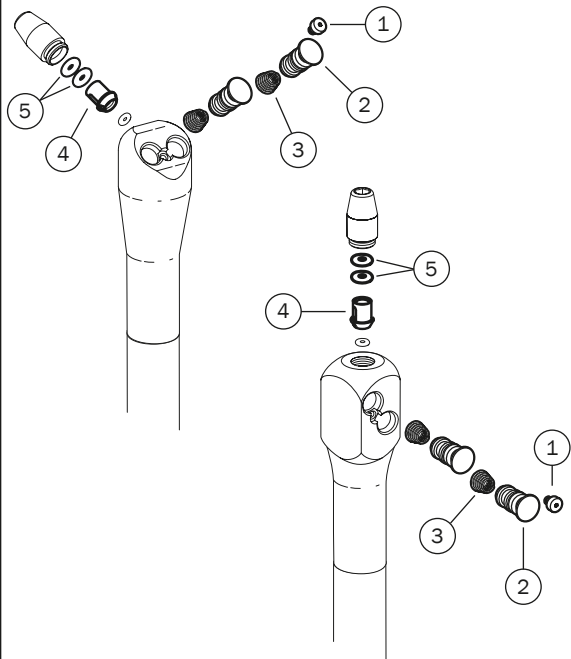
- Use these kit sets every five years or after 7,500 hours of use whichever comes first to properly service vital equipment functions for delivery systems, assistant's instrumentation, and vacuum.

DESCRIPTION	PART NUMBER	PRICE
<input type="checkbox"/> <b>A-dec 500B 5-Year Service Kit Set</b> Includes: <ul style="list-style-type: none"> <li>Syringe PM kits (2) - 90.1613.00</li> <li>11 mm HVE PM kit - 90.1641.00</li> <li>Standard saliva ejector PM kit - 90.1642.00</li> <li>15 mm HVE PM kit - 90.1643.00</li> <li>Tri vac canister PM kit - 90.1644.00</li> <li>Water cartridge assembly V2 (3) - 38.1934.01</li> <li>Air/Water pressure regulator kit - 90.1758.00</li> <li>Water bottle replacement - 90.1768.00</li> </ul>	90.1870.00	
<input type="checkbox"/> <b>A-dec 300/500A (Version 2) 5-Year Service Kit Set</b> Includes: <ul style="list-style-type: none"> <li>Syringe PM kits (2) - 90.1613.00</li> <li>11 mm HVE PM kit - 90.1641.00</li> <li>Standard saliva ejector PM kit - 90.1642.00</li> <li>15 mm HVE PM kit - 90.1643.00</li> <li>Tri vac canister PM kit - 90.1644.00</li> <li>Oil collector assembly - 90.1110.00 or 90.1110.01</li> <li>Water cartridge assembly V2 (3) - 38.1934.01</li> <li>Air/Water pressure regulator kit - 90.1758.00</li> <li>Water bottle replacement - 90.1768.00 or 90.1768.01</li> <li>Ellipse screen solids trap (10) - 11.1284.01</li> </ul>	90.1872.00 (White) 90.1874.00 (Surf)	
<input type="checkbox"/> <b>A-dec 300/500A (Version 1) 5-Year Service Kit Set</b> Includes: <ul style="list-style-type: none"> <li>Syringe PM kits (2) - 90.1613.00</li> <li>11 mm HVE PM kit - 90.1641.00</li> <li>Standard saliva ejector PM kit - 90.1642.00</li> <li>15 mm HVE PM kit - 90.1643.00</li> <li>Tri vac canister PM kit - 90.1644.00</li> <li>Oil collector assembly - 90.1110.00 or 90.1110.01</li> <li>Water cartridge assembly V1 (3) - 38.1780.00</li> <li>Air/Water pressure regulator kit - 90.1758.00</li> <li>Water bottle replacement - 90.1768.00 or 90.1768.01</li> <li>Ellipse screen solids trap (10) - 11.1284.01</li> </ul>	90.1871.00 (White) 90.1873.00 (Surf)	
<input type="checkbox"/> <b>A-dec Performer B/200 (Version 2) 5-Year Service Kit Set</b> Includes: <ul style="list-style-type: none"> <li>Syringe PM kits (2) - 90.1613.00</li> <li>11 mm HVE PM kit - 90.1641.00</li> <li>Standard saliva ejector PM kit - 90.1642.00</li> <li>15 mm HVE PM kit - 90.1643.00</li> <li>Tri vac canister PM kit - 90.1644.00</li> <li>Oil collector assembly - 90.1110.01</li> <li>Water cartridge assembly V2 (3) - 38.1934.01</li> <li>Air/Water pressure regulator kit - 90.1758.00</li> <li>Water bottle replacement - 14.0486.00</li> </ul>	90.1877.00	
<input type="checkbox"/> <b>A-dec Performer B/200 (Version 1) 5-Year Service Kit Set</b> Includes: <ul style="list-style-type: none"> <li>Syringe PM kits (2) - 90.1613.00</li> <li>11 mm HVE PM kit - 90.1641.00</li> <li>Standard saliva ejector PM kit - 90.1642.00</li> <li>15 mm HVE PM kit - 90.1643.00</li> <li>Tri vac canister PM kit - 90.1644.00</li> <li>Oil collector assembly - 90.1110.01</li> <li>Water cartridge assembly V1 (3) - 38.1780.00</li> <li>Air/Water pressure regulator kit - 90.1758.00</li> <li>Water bottle replacement - 14.0486.00</li> </ul>	90.1876.00	
<input type="checkbox"/> <b>Cascade/Decade/Performer III 5-Year Service Kit Set</b> Includes: <ul style="list-style-type: none"> <li>Vacuum cap o-ring - 030.026.00</li> <li>Pinnacle screen (10) - 11.1191.01</li> <li>Filter element - 24.0234.00</li> <li>Syringe PM kits (2) - 90.1613.00</li> <li>11 mm HVE PM kit - 90.1641.00</li> <li>15 mm HVE PM kit - 90.1643.00</li> <li>Water cartridge assembly (3) - 38.0520.00</li> <li>Air/Water pressure regulator kit - 90.1758.00</li> <li>Standard saliva ejector PM kit - 90.1642.00</li> <li>Water bottle replacement - 14.0441.00</li> </ul>	90.1875.00	

# Syringe

## Action Items

- Replace syringe o-rings and button-valve assemblies, lubricate with A-dec silicone lubricant, and verify operation.

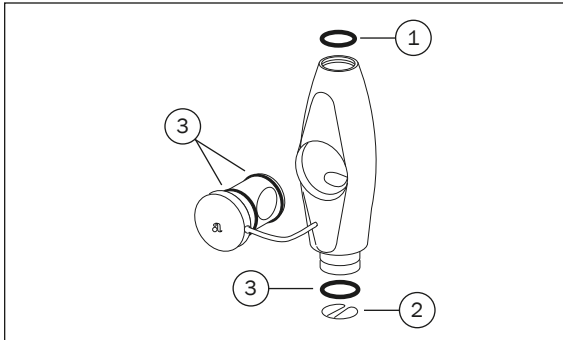


REF	DESCRIPTION	PART NUMBER	PRICE
1-5	Preventive Maintenance Kit, Syringe Contains items 1-5	90.1613.00	
1	Screw, 2-56		
2	Valve assembly button (includes 2 buttons)		
3	Spring, compression conical, .247 OD x .300 long		
4	Syringe nut spacer with o-ring		
5	O-ring, E1512-70, .114 ID x .070 wall		

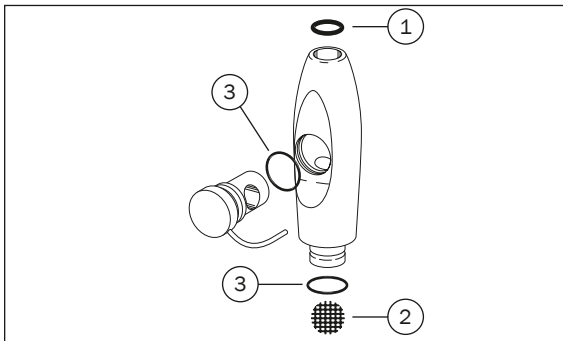
# High Volume Evacuator (HVE) and Saliva Ejector (SE)

## Action Items

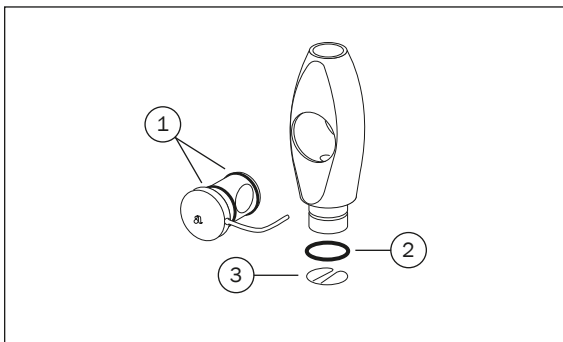
Replace HVE and saliva ejector o-rings, lubricate with A-dec silicone lubricant, and verify proper operation.



REF	DESCRIPTION	PART NUMBER	PRICE
1-3	Preventive Maintenance Kit, Standard HVE Contains items 1-3	90.1641.00	
1	O-ring, EQDM .426 ID x .070 wall		
2	Spring clip		
3	O-ring, EPDM .489 ID x .070 wall		



REF	DESCRIPTION	PART NUMBER	PRICE
1-3	Preventive Maintenance Kit, Standard Saliva Ejector Contains items 1-3	90.1642.00	
1	O-ring, EPDM .206 ID x .103 wall		
2	Screen		
3	O-ring, EPDM .364 ID x .070 wall		

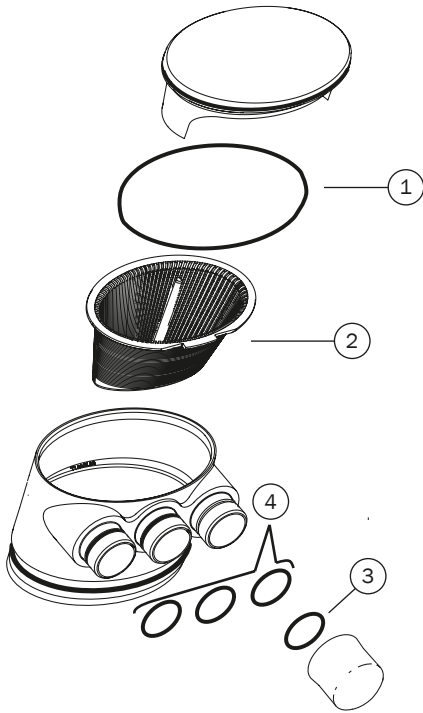


REF	DESCRIPTION	PART NUMBER	PRICE
1-3	Preventive Maintenance Kit, 15 mm HVE Contains items 1-3	90.1643.00	
1	O-ring, EPDM .801 ID x .070 wall		
2	O-ring, EPDM .739 ID x .070 wall		
3	Spring clip		

# Tri Vac Canister

## Action Items

- Replace o-rings in vacuum canister, tubing, and valve assemblies. Lubricate with A-dec silicone lubricant and verify proper operation.
- Inspect solids collector screen. Replace disposable screen.
- Check solids collector cap o-ring and connection o-rings and replace as necessary.








REF	DESCRIPTION	PART NUMBER	PRICE
1-4	Preventive Maintenance Kit, Tri Vac Canister Contains items 1-4	90.1644.00	
1	O-ring, 2.239 ID x .070 wall		
2	Screen		
3	O-ring, EPDM .739 ID x .070 wall		
4	Tri vac o-ring		



# Mechanical Room



REF	DESCRIPTION	PART NUMBER	PRICE
	DV5, DV7, DV10 and DV12 Annual Maintenance Kit Tandem setups order qty 2 Includes: (1) check valve, (1) vacuum filter	A0049	
	SC3, SC5, SC7 Annual Maintenance Kit Intake and ambient filter	A0050	
	SC10, SC12 Annual Maintenance Kit Intake and (2) ambient filters	A0150	
	1" Replacement Water Filter Element Used with A0048.A1 and A0048.D1	C0129	
	Compressor Dryer Adsorbent Media Sheets 5 year replacement Air dryer adsorbent media	A0051	

## Recommended Truck Stock

DESCRIPTION	PART NUMBER	PRICE
<b>Chair</b>		
Hex key, T-handle, 3/8 x 6"	008.025.00	
Hydraulic fluid, 1 pint	61.0197.00	
<b>Delivery Systems</b>		
Water bottle, w/base, Surf	90.1768.01	
Water bottle, w/base, White	90.1768.00	
Tool, 5 in lb torque adapter, syringe nut	23.1354.00	
Water cartridge assembly, OTC (version 1)	38.1780.00	
Water cartridge assembly, dry (version 1)	38.1783.00	
Water cartridge assembly (version 2)	38.1934.01	
Water cartridge assembly, dry (version 2)	38.1958.01	
Cartridge ASSY,WTR Valve,OTC	38.0520.00	
Diaphragm, 500 control block (5)	38.1787.01	
Diaphragm, Top Cap, .75 x 1.65 x .013" (10)	38.0519.01	
Tubing, 1/4" OD, Gray, Urethane	10'	024.090.04
	50' roll	024.090.05
Tubing, 1/4" OD, Blue, Urethane, Alpha	10'	036.053.03
	50' roll	036.053.04
Tubing, 1/4" OD, Yellow, Urethane	10'	036.103.03
	50' roll	036.103.04
Tubing, SE, Gray 3	10'	024.218.03
	50' roll	024.218.02
Key, flow adjustable, w/o-ring, autoclavable, 500 (4)	38.1808.01	
Knob, flow adjustment, 300	38.1823.00	
Diaphragm, 3 position (5)	38.1833.01	
Service Kit,Century Plus,Black,W/O Tools	38.0537.01	
Valve core removal tool	98.0010.00	
Valve ASSY Kit,Pencil,Soft,Automatic	23.1234.00	
Wrench, syringe Surf 4, POM	98.0900.00	
Nut ASSY,Syringe,Smooth	23.1112.00	
Valve assembly, activation, w/tubing, White 2	99.0654.03	
Valve ASSY,Button,Syringe,Autoclavable (2)	23.1232.01	
Syringe Nut ASSY,Locking	23.1090.00	
Screen,Ellipse,Solids Trap (10)	11.1284.01	

DESCRIPTION	PART NUMBER	PRICE
<b>Support Center / Cuspidor</b>		
Screw button head socket, 10-32 x 1/4", SST	002.094.02	
Switch assembly, normally open, momentary, 20", 2-MTE	43.0010.00	
Cuspidor kit, single manifold	90.1408.00	
<b>Dental Light</b>		
Lamp, halogen, 17V	041.709.00	
Lubriplate, 3/8 ounce tube	048.107.00	
Lens dental light (6300/571/572)	28.0503.01	
Shield assembly, dental light, 200, AHZ	28.1991.00	
Light shield assembly, 300	28.2031.00	
Lens shield and gasket, OTC, LED	90.1343.00	
<b>Foot Control</b>		
Retaining ring, internal, 5.00 OD	38.0237.00	
Toggle, FT Control, W/Pin,Gray 3	38.0075.04	
<b>Universal</b>		
HLDR, hex wrench set	009.018.00	
Lubricant, silicone, 5.3 oz	98.1120.00	
Lubricant,Silicone (6)	98.0090.01	
O-ring,EPDM,.426 ID X .070 Wall (10)	034.013.01	
O-ring,EPDM,.056 ID X .060W (10)	034.007.01	
O-ring,EPDM,.921 ID X .139 Wall	034.213.00	
O-ring,EPDM,.206 ID X .103 Wall (10)	034.107.01	



# A-dec Upgrades & Accessories

## Section Contents


- 25 A-dec 500 Tray Holders
- 26 A-dec 300 and Performer Tray Holders
- 27 Trays, Delivery System, and Organizers
- 29 Amalgamator and Bitewing Viewer
- 30 Monitor Mounts
- 31 Consumables














# A-dec 500 Tray Holders


A-DEC 500 (VERSION B) DELIVERY TRAY HOLDERS			
<ul style="list-style-type: none"> <li>Rotating tray holder arm</li> <li>Removable stainless steel tray holder</li> <li>Washable tray holder pad</li> </ul>			
PRODUCT DESCRIPTION	PART NUMBER	PRICE	
<b>A-dec 532 (Version B) and A-dec 533 (Version B) Side Mount</b>			
	Small tray holder 6.09" x 9.15" (155 mm x 232 mm)	77.2038.00	
	Standard tray holder 9.55" x 13.55" (243 mm x 363 mm)	77.1776.00	
	Large tray holder 11.65" x 17" (296 mm x 432 mm)	77.1777.00	
<b>A-dec 533 (Version B) Bottom Mount</b>			
	Small tray holder 6.09" x 9.15" (155 mm x 232 mm)	77.2128.00	
	Standard tray holder 9.55" x 13.55" (243 mm x 363 mm)	77.1778.00	
	Large tray holder 11.65" x 17" (296 mm x 432 mm)	77.1779.00	
<b>A-dec 541 (Version A and B) Duo Delivery and A-dec 545 Assistant's Instrumentation</b>			
	Small tray holder 6.09" x 9.15" (155 mm x 232 mm)	77.2040.00	
	Standard tray holder 9.55" x 13.55" (243 mm x 363 mm)	77.2041.00	
	Large tray holder 11.65" x 17" (296 mm x 432 mm)	77.2042.00	

A-DEC 500 (VERSION B) STAINLESS STEEL TRAY HOLDERS AND WASHABLE PADS		PART NUMBER	PRICE
	Stainless steel tray holder only, small 6.09" x 9.15" (155 mm x 232 mm)	77.1963.00	
	Stainless steel tray holder only, standard 9.55" x 13.55" (243 mm x 363 mm)	77.1516.00	
	Stainless steel tray holder only, large 11.65" x 17" (296 mm x 432 mm)	77.1517.00	
	Tray holder pad, small	77.1964.00	
	Tray holder pad, standard	77.1637.00	
	Tray holder pad, large	77.1687.00	
	Tray pad, for A-dec 532B traditional delivery head	77.1688.00	

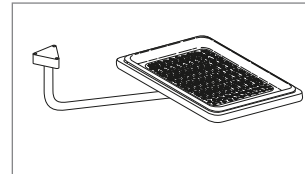
A-DEC 500 (VERSION A) TRAY HOLDERS			
<ul style="list-style-type: none"> <li>Arm-mounted rotating tray holder</li> </ul>			
PRODUCT DESCRIPTION	PART NUMBER	PRICE	
<b>A-dec 532 (Version A) Traditional and A-dec 542 Side Delivery System</b>			
	Standard tray holder 10.3" x 14.3" (262 mm x 363 mm)	77.1024.00	
	Large tray holder 12.5" x 17.3" (318 mm x 439 mm)	77.1023.00	
<b>A-dec 533 (Version A) Continental Delivery System</b>			
	Standard tray holder 10.3" x 14.3" (262 mm x 363 mm)	77.1024.01	
	Large tray holder 12.5" x 17.3" (318 mm x 439 mm)	77.1023.01	
<b>A-dec 581</b>			
	Standard tray holder 10.3" x 14.3" (262 mm x 363 mm)	77.0462.01	
	Large tray holder 12.5" x 17.3" (318 mm x 439 mm)	77.0543.01	

## A-dec 300 and Performer Tray Holders

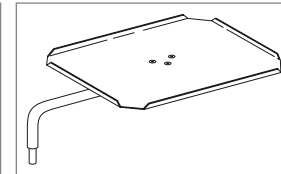
A-DEC 300 DELIVERY TRAY HOLDERS			
<ul style="list-style-type: none"> <li>• Arm-mounted rotating tray holder</li> </ul>			
PRODUCT DESCRIPTION	PART NUMBER	PRICE	
<b>A-dec 332 and A-dec 334 Traditional</b>			
	Standard tray holder 10.3" x 14.3" (262 mm x 363 mm)	77.0933.00	
	Large tray holder 12.5" x 17.3" (318 mm x 439 mm)	77.0932.00	
<b>A-dec 333 and A-dec 335 Continental</b>			
	Standard tray holder 10.3" x 14.3" (262 mm x 363 mm)	77.0942.00	
	Large tray holder 12.5" x 17.3" (318 mm x 439 mm)	77.0943.00	

PERFORMER DELIVERY TRAY HOLDERS			
	<ul style="list-style-type: none"> <li>• Includes tray holder, mounting bracket, and mounting hardware</li> <li>• Shown on control head with optional tray</li> </ul>		
	PRODUCT DESCRIPTION	PART NUMBER	PRICE
Standard tray holder 9.5" x 13.5" (241 mm x 343 mm)	39.1380.00		
Large tray holder	39.1390.00		
Thumb screw	027.070.00		

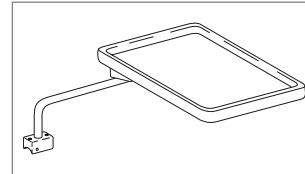
### Tray Holders



39.1115.00



17.1047.00



17.1051.00

- Arm-mounted rotating tray holder

PRODUCT DESCRIPTION	PART NUMBER	PRICE
For Radius 2132, Cascade 2150, 2151, and 2152 10" x 14" (254 mm x 356 mm) (includes tray and pad) tray color: white	39.1115.00	
For Radius 2122, Cascade 2140, 2141, and 2142 (serial numbers E443922 and subsequent) 10" x 14" (254 mm x 356 mm) tray color: white	17.1051.00	
For Cascade 3171, 3175, 4631, 4635, 2615, 2671, 318 19.5" x 12.5" (241 mm x 318 mm)	17.1047.00	

# Trays, Delivery System, and Organizers

## Stainless Steel Trays



PRODUCT DESCRIPTION	PART NUMBER	PRICE
Stainless steel tray, standard 9.5" x 13.5" (241 mm x 343 mm)	043.001.00	
Stainless steel tray, large 11.5" x 17" (292 mm x 432 mm)	043.006.00	

## A-dec 500 Accessory Hook

77.1704.00




- A-dec 500 (Version B) only
- A-dec 500 accessory hook mounts to the left or right side of a 500 chair-mounted delivery system

## A-dec 300 Washable Tray Pad

39.0790.02 Washable tray pad, large (5)

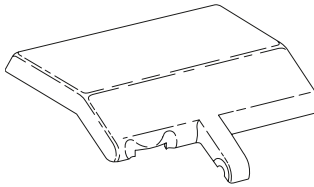
39.0790.03 Washable tray pad, small (5)



- Firmly holds stainless instrument tray to flat surface
- Large size: 6" x 11.5" (152 mm x 292 mm)
- Small size: 6" x 9" (152 mm x 229 mm)

## Control Top Assembly

39.1024.00



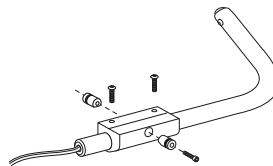
- Cascade, Radius and 2671 cart control heads

## A-dec 300 Brake Handle Kit

90.1281.00 Brake handle

## Cascade and Radius Brake Handle Kit

90.1013.00 Brake handle




- Includes brake handle and necessary hardware
- Mounts for right- or left-hand use

## 12 O'Clock Worksurface Bumper and Plug

77.0541.01 Bumper, white

77.0542.01 Plug, white

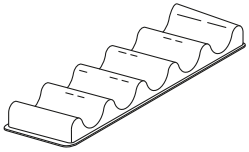


- For worksurface when no tray is present

# Trays, Delivery System, and Organizers

## Instrument Pads

75.0085.01 Cascade 2132 (100)



- Continental handpiece holder
- Package of 100 plastic disposable covers

77.0070.01 A-dec 533 (Version A), White 2



- Easily removable
- Dishwasher safe

77.1225.00 A-dec 333/335, White 2



- Easily removable
- Dishwasher safe

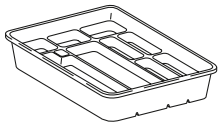
## Tubs and Dividers

11.0272.00 Tub and divider, White 2

11.0270.00 Tub only, White 2

11.0270.01 Tubs (5), White 2

11.0271.00 Divider only, White 2



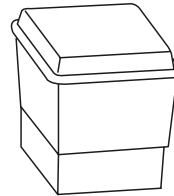
## Storage Box Assembly

16.0562.00 Box assembly, w/dividers

16.0568.01 Hinge (10)

16.0566.00 Cover only

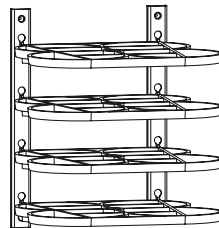
16.0564.00 Box only



## Preference ICC Instrument Storage Rack

56.0966.00 Kit

56.0627.00 Instrument storage rack

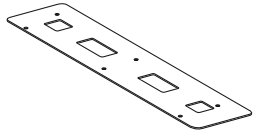


- Kit includes (2) brackets and (4) instrument storage racks

# Amalgamator and Bitewing Viewer

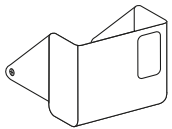
## Amalgamator 6440 Motor Sling

44.0118.00



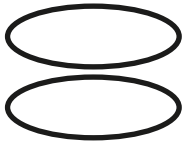
## Amalgamator 6450 Lid

44.0216.00



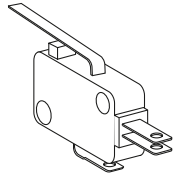
## Amalgamator 6450 Drive Belts

035.040.01 (2)



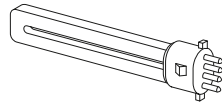
## Amalgamator 6450 Stop Switch

044.184.00



## Bitewing Viewer Bulb

041.501.00

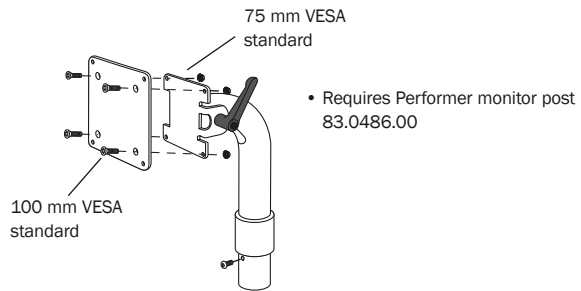


- For Performer I, II, and III, Cascade and Radius
- Lamp fluorescent, 9W, 4100 K  
Osram/Sylvania Part #20317 Base  
Delux S/E

# Monitor Mounts

## Radius Flat-panel Mount

35.1723.00



## Performer Monitor Post Assembly

83.0486.00



## Lever for A-dec 300 Monitor Mount

025.106.00



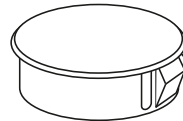
## Plug A-dec Monitor Mount Flexarm

018.026.02 Surf

018.026.03 Gray 3

018.026.04 White

018.026.05 Slate



- Plug for the bottom of the vertical post from the ceiling

# Consumables

## A-dec Evacuation System Cleaner

91.0060.00 33 fl oz (976 mL)  
Liquid concentrate, 12 bottles

91.0061.00 128 fl oz (3.78 L)  
Liquid concentrate, 4 bottles with pumps



128 fl oz (3.78 L)



33 fl oz (976 mL)

## A-dec ICX Restore Waterline Shock Treatment

90.1821.00 Case



- Case contains (4) boxes with (9) applications per box
- Only available in Canada

## A-dec ICX Renew Waterline Shock Treatment

90.1691.00 Case



- Case contains (4) boxes with (9) applications per box
- Availability varies. Contact customer service for your region's availability

## A-dec ICX Waterline Treatment Tablet

90.1065.00 Case, 2-liter tablets

90.1064.00 Case, 0.7L tablet



- Case contains (36) boxes with (50) tablets each





# A-dec Service & Repair




## Section Contents

35	Clinical Products
39	Self-contained Water Systems
45	Components
51	Fittings
61	Floor Boxes
67	Tools
71	Tubing
81	Valves
89	Syringes
95	Foot Controls
103	Handpiece Controls and Holders
115	Electrical Components
123	Vacuum Components
133	Cuspidors
141	Lights
147	Chairs and Stools
161	Dental Cabinetry
177	Mechanical Room



# Intraoral Light Sources, Bulbs, and Tooth Dryer

## Quad Voltage Intraoral Light Source

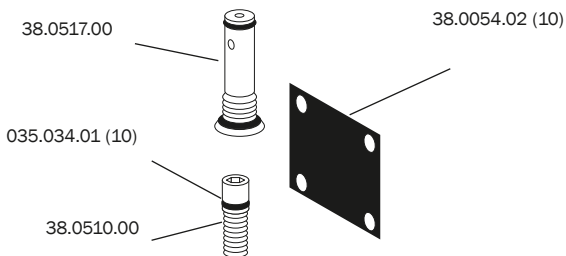


- Fiber-optic intraoral light source
- Requires fiber-optic handpiece tubing, 24 VAC
- All IOLS come equipped to light (2) handpieces
- A-dec 300 kit equipped to light (4) handpieces
- To add additional handpieces order the QVIOLS Switch Kit

IOLS kit for A-dec 300

PRODUCT DESCRIPTION	PART NUMBER	PRICE
Quad Volt IOLS kit For A-dec 300 (Equipped to light (4) handpieces)	90.1168.00	
Quad Volt IOLS kit For Performer	76.8112.00	
Quad Volt IOLS kit For 2122/2132	90.1358.00	
Quad Volt IOLS kit For 3420/2561	90.1359.00	
Quad Volt IOLS kit For 4631	90.1360.00	
QVIOLS Switch Kit	90.1382.00	

## Tooth Dryer End Cap Parts



## Tooth Dryer

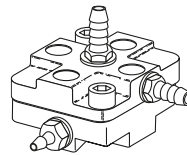
11.0232.00



- For tubing options, see tubing section
- Handpiece only

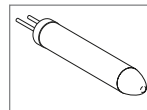
## Tooth Dryer Relay Valve

34.0043.00



- 1/8" barb (1)
- 1/4" barbs (2)

## A-dec Replacement Bulbs




Xenon, 3.5V, .75A

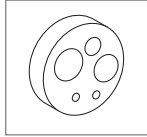
FOR 5-HOLE HANDPIECE TUBING	PART NUMBER	PRICE
Xenon, 3.5V, .75A	041.317.00	

# High-speed and Low-speed Replacement Parts

## Handpiece Gaskets



4-hole



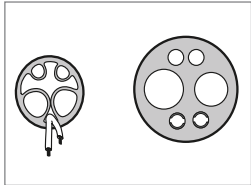
5-hole

- Seals connection between handpiece and handpiece tubing terminal

HANDPIECE MODEL	PART NUMBER	PRICE
<b>A-dec handpieces</b>		
4-hole Midwest	50.0056.00	
<b>A-dec fiber-optic handpieces</b>		
5-hole A-dec only	50.0057.00	

# Advanced Air and Pressure Gauge

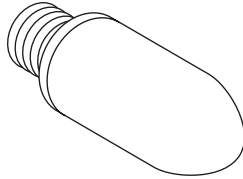
ADVANCED AIR REPLACEMENT PARTS	PART NUMBER	PRICE
Tubing only, 64" silicone	98.1164.00	
Tubing only, 85" silicone	98.1167.00	



Tubing

## A-dec Handpiece Exhaust Muffler

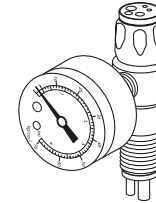
98.0660.00



- Attaches to any 4-hole vinyl handpiece tubing
- Particularly effective in quieting handpiece exhaust inside the control head

## Handpiece Pressure Gauge (single)

50.0271.00



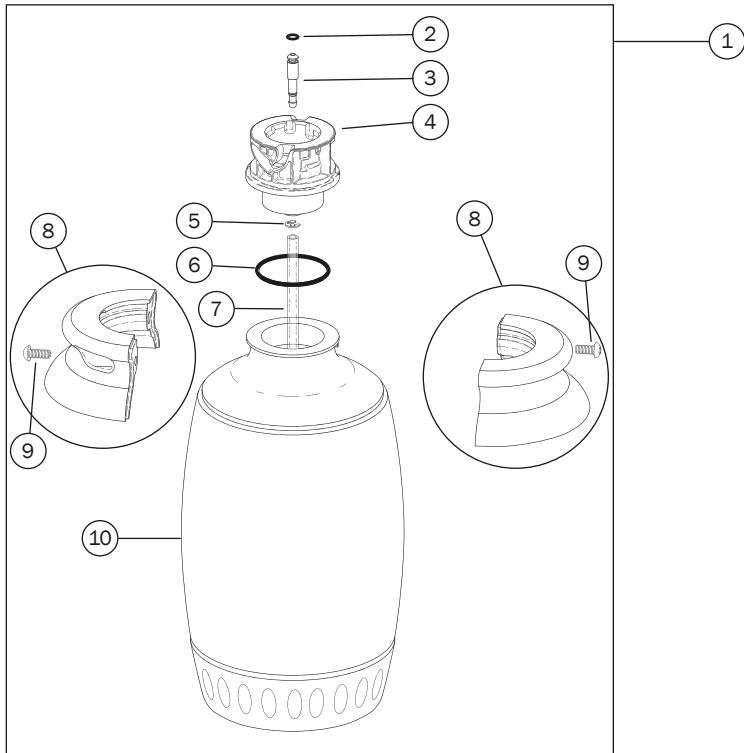
- Fit all handpiece couplers, except Borden 3-hole

## Electric Motors Replacement Parts

KAVO KL 703 ELECTRIC MOTOR REPLACEMENT PARTS	PART NUMBER	PRICE
<b>Motor</b>		
Motor Only, Intra™ LUX KL 703 LED Motor	54.0838.00	
<b>Control Module</b>		
EMC-703 control module (2 positions maximum) (Handpiece tubing not included) Use with: KL 703 LED Motor	54.0809.01	
<b>Tubing</b>		
KL 703 tubing, medium length For 532, 533, and all 300 Use with: KL 703 LED Motor	54.0807.01	
KL 703 tubing, long length For 541 Use with: KL 703 LED Motor	54.0808.01	

A-DEC 501 ELECTRIC MOTOR REPLACEMENT PARTS	PART NUMBER	PRICE
<b>Motor</b>		
Motor Only, A-dec 501 Motor	54.0790.00	
<b>Control Module</b>		
A-dec 501 control module (2 positions maximum) (Handpiece tubing not included) Use with: A-dec 501 Motor	54.0601.02	
<b>Tubing</b>		
A-dec 501 tubing, short length For all 300 Use with: A-dec 501 Motor	54.0796.01	
A-dec 501 tubing, medium length For all 532, 533 Use with: A-dec 501 Motor	54.0797.01	
A-dec 501 tubing, long length For 541 Use with: A-dec 501 Motor	54.0798.01	
<b>O-rings</b>		
O-ring, Blue, A-dec 501 motor insert Use with: A-dec 501 Motor	54.0803.00	
O-ring, Black, A-dec 501 motor insert Use with: A-dec 501 Motor	54.0804.00	
O-ring, A-dec 501 motor tubing connection Use with: A-dec 501 Motor	54.0805.00	

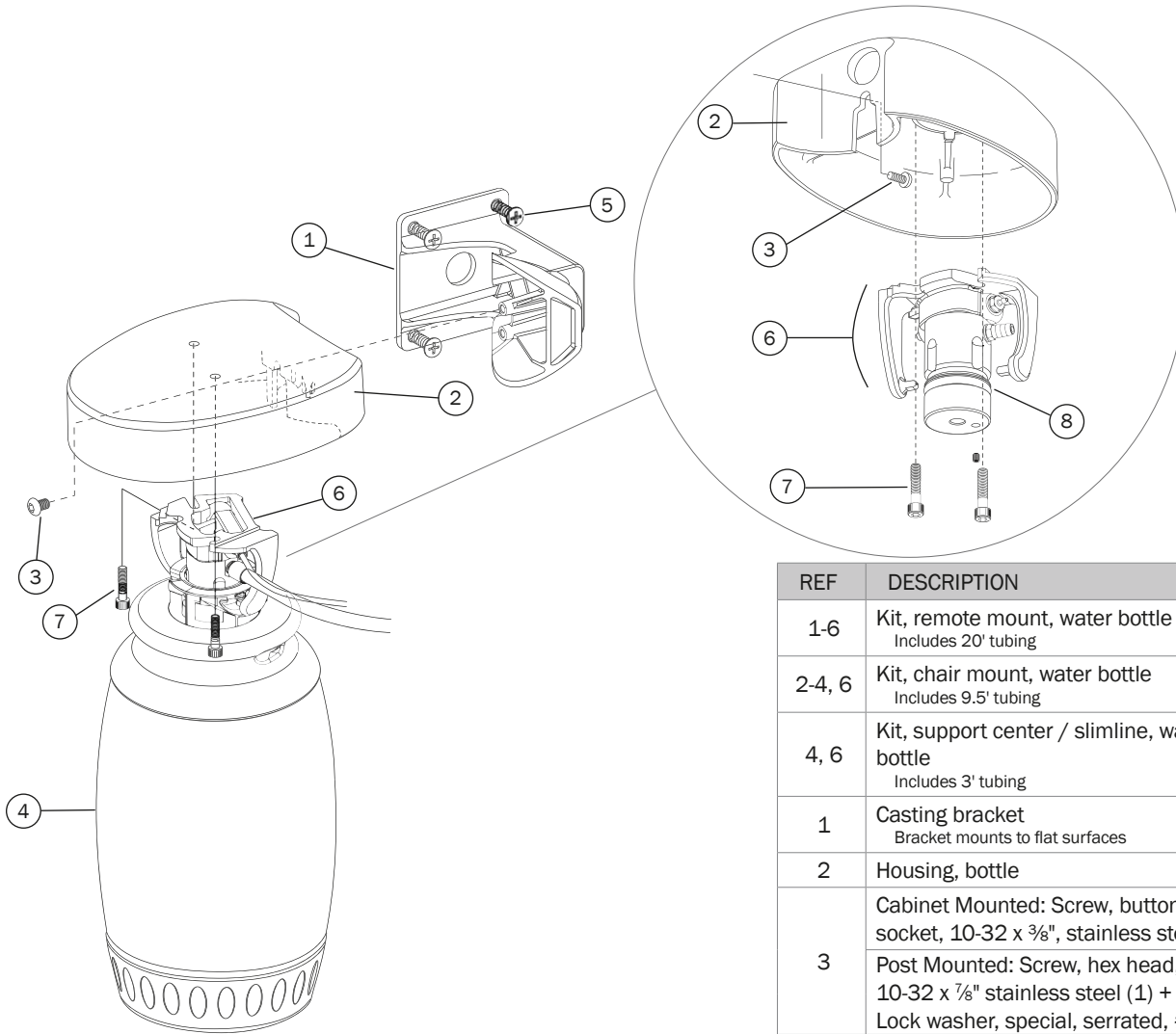
# A-dec 500 and 300



REF	DESCRIPTION	WHITE	SURF	PRICE
1	Water bottle assembly	90.1768.01	90.1768.00	
2	O-ring, AS568-006, 0.114 ID x 0.070 W	030.006.02		
3	Connector, water	14.0457.00		
4	Receptacle	14.0453.00		
5	Retaining ring, external tooth, .187" ID	010.002.00		
6	O-ring, N, 1.612 ID x .103 W (10)	031.130.01		
7	Tube, supply, 8 inch long	14.0467.00		
8	Clamp kit, water bottle (Includes 005.110.00)	90.1550.01	90.1550.00	
9	Screw, button head socket, 10-32 x 1/2"	005.110.00		
10	Water bottle with base	14.0466.01	14.0466.00	

Note: Use care when servicing this water bottle, be sure to align the clamp with the detent on the bottle to successfully reassemble the parts without causing damage.

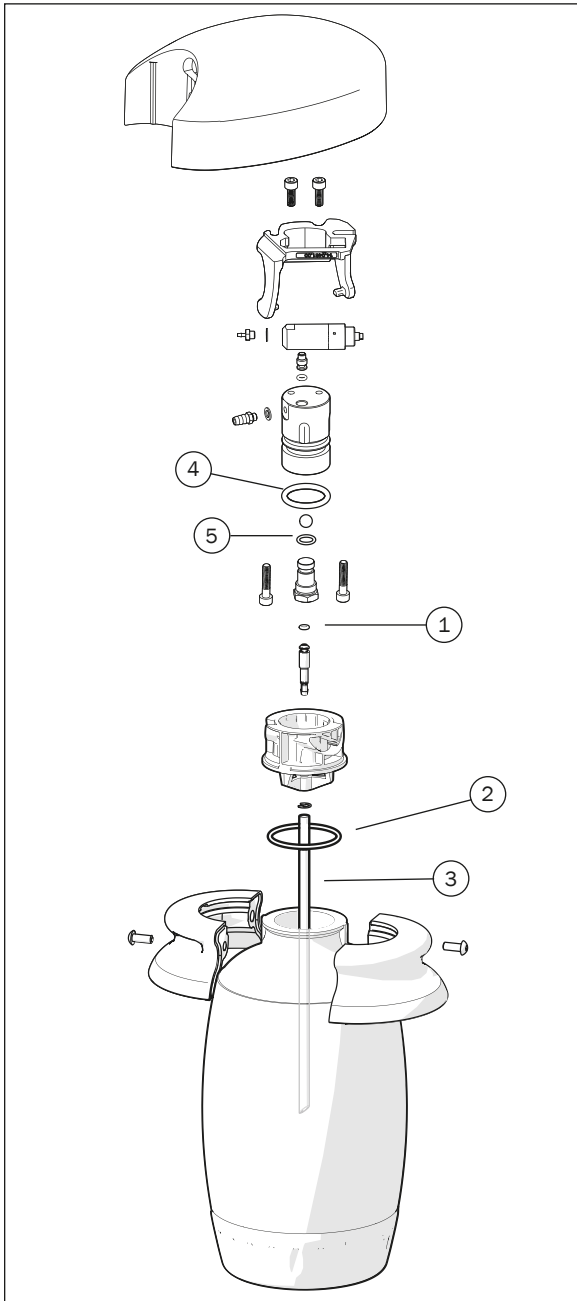
# A-dec 500 and 300



REF	DESCRIPTION	WHITE	SURF	PRICE
1-6	Kit, remote mount, water bottle Includes 20' tubing	14.0471.00	-	
2-4, 6	Kit, chair mount, water bottle Includes 9.5' tubing	14.0484.00	-	
4, 6	Kit, support center / slimline, water bottle Includes 3' tubing	14.0464.02	-	
1	Casting bracket Bracket mounts to flat surfaces	77.0420.01		
2	Housing, bottle	14.0455.04	14.0455.02	
3	Cabinet Mounted: Screw, button head socket, 10-32 x 3/8", stainless steel (2) Post Mounted: Screw, hex head, flanged, 10-32 x 7/8" stainless steel (1) + Lock washer, special, serrated, #10 (1)	005.012.05		
		005.136.00		
		004.261.00		
4	Water bottle assembly	90.1768.01	90.1768.00	
5	Screw, raised head, Phillips, 5 mm x 105 mm, steel zinc	003.071.00		
6	Receptacle assembly	90.1101.00		
7	Screw, 10-32 x 7/8", socket head	002.112.00		
8	O-ring, E, 0.921 ED x 0.139 W	034.213.00		
	Jacket tubing 5/16 x 1/8 (per foot)	024.200.00	-	



# A-dec 500 and 300



## Action Items

- Check self-contained water bottle sealing washer or o-rings, replace as necessary, and lubricate o-rings with A-dec silicone lubricant.
- Check the expiration date on the bottom of the self-contained water bottle and replace as necessary.

REF	DESCRIPTION	PART NUMBER	PRICE
1-5	Service Kit, Self-contained water system 300 / 500 Contains items 1-5	90.1612.00	
1	O-ring, AS568-006, .114 x .070 wall		
2	O-ring, 1.612 ID x .103 wall		
3	Supply tube, 8"		
4	O-ring, EPDM, .921 x .139 wall		
5	Retaining ring, external, .187 ID		

# A-dec 500, 300, and 200

## A-dec ICX Waterline 2-liter Treatment Tablet

90.1065.00 Case, 2-liter tablets



- Case contains (36) boxes with (50) tablets each

## A-dec ICX Restore Waterline Shock Treatment

90.1821.00 Case



- Case contains (4) boxes with (9) applications per box
- Only available in Canada

## A-dec ICX Renew Waterline Shock Treatment

90.1691.00 Case



- Case contains (4) boxes with (9) applications per box
- Availability varies. Contact customer service for your region's availability

## Hole Plug for Unit

77.0263.01 Plug, no water bottle, White 2



- Plugs hole in front mount rigid arm when self-contained water bottle is not mounted

## Water Bottle Brush

049.070.00



## 2-liter Water Bottle Cap

14.0491.01



## 541/545 (Version A & B) Water Bottle Mount Kit

90.1805.00 Water bottle mount kit (RH)

90.1828.00 Water bottle mount kit (LH)



## A-dec 200 2-liter water bottle

14.0486.00

14.0488.00 2-liter pick-up tube



## Water Bottle Tubing Grommet

018.094.00



- For routing water bottle tubing through dental furniture
- 3/4" (19 mm)
- White

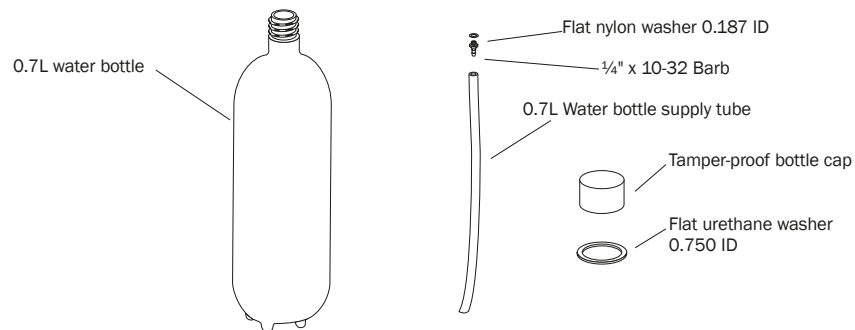
# Cascade and Prior

## Self-Contained Water Systems with 0.7-liter Bottle



- Kits Include:  
Regulator assembly  
(2) 0.7L water bottles  
Bottle receptacle assembly  
Mounting hardware
- Can be used with ICX or an approved maintenance protocol to maintain dental water lines
- Provides water for handpieces and syringe

## Replacement Parts for Self-Contained 0.7-liter Water Bottles



DESCRIPTION	PART NUMBER	PRICE
<b>Universal mount</b> For use with: 3072 wall-mount and pre-cascade systems Includes post and wall-mount brackets with 14.0308.02 style receptacle assembly	14.0299.00	
<b>Cascade chair-mounted systems</b> For use with: 2140/2150/2240/2250/4631/4635 cabinet-mount. Includes wall-mount bracket with 14.0408.00 style receptacle assembly	14.0406.00	
<b>Radius 2122/2132 L/R systems</b> Includes short stud With 14.0492.00 style receptacle assembly	14.0424.00	
<b>Performer systems</b> With 14.0408.00 style receptacle assembly	14.0451.00	
<b>Tamper-proof bottle cap (2)</b>	90.1824.00	

DESCRIPTION	PART NUMBER	PRICE
<b>Replacement 0.7L water bottles (2)</b>	90.0460.03	
<b>0.7L water bottle service kit</b> Includes (1) bottle, washer, supply tube, and barb fitting with washer	14.0416.00	
<b>0.7L water bottle supply tub (6)</b>	14.0332.01	
<b>Flat nylon washer 0.187 ID (10)</b>	004.005.02	
<b>1/4" x 10-32 barb (10)</b>	023.001.03	
<b>Flat urethane washer 0.750 ID</b>	004.137.00	
<b>Tamper-proof bottle cap (2)</b>	90.1824.00	

# Cascade and Prior

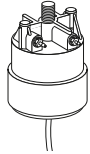
## Replacement Receptacle Assembly

for Self-Contained Water Systems

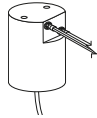
14.0408.00 Cap assembly  
Cascade/Decade/Performer

14.0308.02 Cap assembly  
Pre-Cascade Systems

14.0492.00 Cap assembly  
Radius 2122/2132 w/short stud



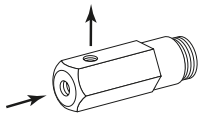
Cascade/Decade/  
Radius/Performer



Pre-Cascade Systems

## Regulator, Relieving, 40 psi

24.0388.02



- For self-contained water system
- Non-adjustable
- 10 - 32 inlet and outlet ports
- Includes 023.004.00 barb
- Includes 004.005.00 washer

## Water Bottle Stud

14.0498.00 Water bottle stud with o-ring  
Excludes 2122/2132

14.0499.00 Water bottle stud (short) with o-ring  
Includes 2122/2132 after L612321



(Short)

## A-dec ICX Waterline Treatment Tablet

90.1064.00 Case, 0.7L tablet



- For 0.7L bottles
- Case contains (36) boxes with (50) tablets each

## A-dec ICX Restore Waterline Shock Treatment

90.1821.00 Case



- Case contains (4) boxes with (9) applications per box
- Only available in Canada


## A-dec ICX Renew Waterline Shock Treatment

90.1691.00 Case




- Case contains (4) boxes with (9) applications per box
- Availability varies. Contact customer service for your region's availability


# Diaphragms and Gaskets



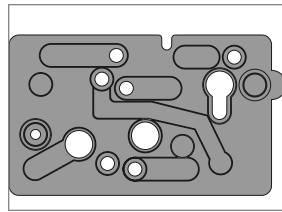
**Black**  
23.0196.01 (5)




**Black**  
23.0198.01 (5)




**Black** (Reg/shut-off)  
24.0137.01 (10)




**Red**  
38.0550.01 (5)




**Black**  
38.0118.01 (5)




**Black**  
38.0711.01 (5)



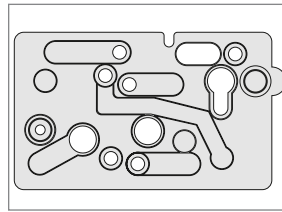
**Black** (Reg/shut-off)  
22.0440.02 (10)  
22.0440.01 (50)



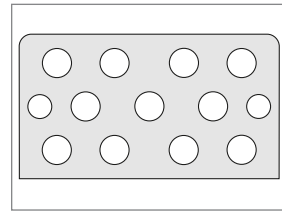
**Black**  
24.0136.01 (10)




**Black** (Century II, front cap)  
38.0179.02 (10)




**Clear** (Century Plus, side)  
38.0507.01 (10)



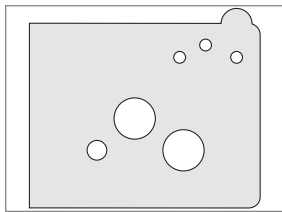
**Clear** (Excellence QD)  
35.0574.01 (5)




**Black**  
38.1787.01 (5)




**Black**  
38.0519.01 (10)




**Clear** (Century II, side)  
38.0186.02 (10)



**Black** (Century II, top cap)  
38.0054.02 (10)  
38.0054.01 (50)



**Black** (Century Plus, air/electric switch on top cap)  
75.0911.01 (5)



**Black**  
38.0120.01 (5)

NOTE: Number in parentheses indicates quantity.

Diaphragm and gasket illustrations are not to scale.

# O-rings

## Use A-dec O-rings

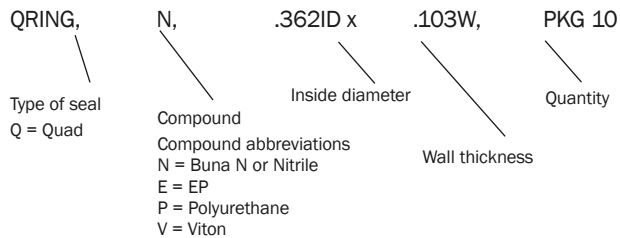
A-dec o-rings are made from specific ethylene propylene (EP), fluorocarbon (Viton) and nitrile (Buna N) compounds to provide the best performance. We recommend the use of A-dec o-rings in your A-dec equipment.

A-dec's silicone lubricant is a high quality silicone-based grease. It is ideal for lubricating A-dec o-rings. Before installing o-rings, always apply a light coating of silicone lubricant. This makes the installation of the o-ring easier and prevents the o-ring from being damaged. A-dec silicone lubricant is available in a package of 6 as Part Number 98.0090.01.

The use of petroleum-based lubricants (jellies, creams, or lotions) cause the o-rings in the syringe to swell and/or deteriorate, resulting in syringe malfunction or failure.

## O-ring names

O-ring names, which appear on acknowledgements and invoices, provide the following informative descriptions:



## Autoclavable O-ring Specification Chart

Package of 10

PART NUMBER	MATERIAL	I.D. (inches)	O.D. (inches)	WIDTH (inches)	PRICE
034.001.01	EP	.032	.108	.038	
034.002.01	EP	.042	.142	.050	
034.007.01	EP	.056	.176	.060	
035.050.01	EP	.070	.150	.040	
035.033.01	EP	.101	.241	.070	
035.030.01	Viton	.176	.256	.040	
035.049.01	EP	.176	.256	.040	
034.107.01	EP	.206	.412	.103	
034.012.01	EP	.364	.504	.070	
034.013.01	EP	.426	.566	.070	
034.014.01	EP	.489	.629	.070	
034.018.02	EP	.739	.879	.070	
034.019.01	EP	.801	.941	.070	

# O-rings

## Non-Autoclavable O-ring Specification Chart

PART NUMBER	MATERIAL	I.D. (inches)	O.D. (inches)	WIDTH (inches)	PKG QTY	PRICE
030.001.02	Buna-N	.029	.109	.040	10	
030.002.02	Buna-N	.042	.142	.050	10	
030.003.02	Buna-N	.056	.176	.060	10	
030.004.02	Buna-N	.070	.210	.070	10	
030.008.02	Buna-N	.176	.316	.070	10	
030.009.01	Buna-N	.208	.348	.070	25	
030.011.02	Buna-N	.301	.441	.070	10	
030.012.02	Buna-N	.364	.504	.070	10	
030.013.02	Buna-N	.426	.566	.070	10	
030.014.01	Buna-N	.489	.629	.070	25	
030.015.02	Buna-N	.551	.691	.070	10	
030.016.02	Buna-N	.614	.754	.070	10	
030.019.03	Buna-N	.801	.941	.070	10	
030.023.02	Buna-N	1.051	1.191	.070	10	
030.026.01	Buna-N	1.239	1.379	.070	10	
030.027.01	Buna-N	1.301	1.441	.070	10	
030.034.02	Buna-N	2.114	2.254	.070	10	
030.035.02	Buna-N	2.239	2.379	.070	10	

## Non-Autoclavable O-ring Specification Chart Continued

PART NUMBER	MATERIAL	I.D.	O.D.	WIDTH	PKG QTY	PRICE
030.228.02	Buna-N	2.250 in	2.500 in	.125 in	10	
031.130.01	Buna-N	1.612 in	1.818 in	.103 in	10	
035.003.01	Buna-N	.029 in	.109 in	.040 in	10	
035.004.01	Buna-N	.240 in	.306 in	.033 in	10	
035.034.01	Buna-N	.100 in	.176 in	.038 in	10	
035.041.02	Buna-N	.614 in	.768 in	.077 in	10	
035.053.01	Silicone	20 mm	-	2 mm	10	

# A-dec 500 (Version A) Covers and Caps

## Accessory Plate


- 77.0147.00 Plate, accessory Surf 4
- 77.0147.01 Plate, accessory White 2



- For A-dec 532 and A-dec 542 Traditional and A-dec 533 Continental delivery systems

## Blank Whip Cover

- 77.0069.00 Surf 4
- 77.0069.01 White 2



- For A-dec 533 Continental delivery systems

## Support Link Bearing Cover Cap and Locking Knob

- 77.0374.01 Bearing cover cap, White 2
- 77.0373.01 Knob, link lock, White 2



## Assistant's Arm Covers

- 77.0021.01 Covers (4), Surf 4
- 77.0021.03 Covers (4), White 2



- Covers the pivot points on an A-dec 551 chair-mounted assistant's arm

## Cover, Brake Handle Hole

- 77.0424.01 White 2



- Covers the brake handle hole on A-dec 532 and A-dec 542 Traditional and A-dec 533 Continental delivery systems
- For delivery systems after June 2005



## A-dec 300 Covers and Caps

### Plug, Control Head Touchpad Hole

77.0845.00



- Fits either side of the control head

### Vacuum Canister Blank Cover

77.0724.00



- Use on A-dec 361 support center when no vacuum is needed

### End Cap for A-dec 361 Water Bottle Arm

90.1212.00



- For A-dec 361 water bottle arm

### Plug, Monitor Cable Hole in Light Post

75.0150.00



- Plugs light post when no monitor is present

### End Cap for A-dec 300 Flexarm

77.0784.00



- For all A-dec 300 delivery system flexarms

### Chair Upper Structure Hole Plug

018.002.04 Surf 4

018.002.05 Gray 3

018.002.06 White 2

018.002.08 Slate



### Cap for 2" Post on A-dec 300 Monitor

77.0842.00



- For A-dec 300 monitor mount with no light
- Fits on top of intermediate post



# Barbed

## 1/8" OD In-line Barb

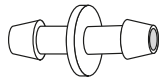
023.019.03 (10) Barbs

023.019.02 (25) Barbs



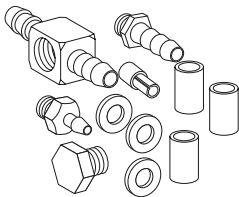
## 5/16" OD In-line Barb

023.814.01 (5) Barbs



## Connector Kit

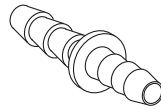
023.025.00



- (3) washers, .187 ID
- (1) 10 - 32 plug
- (1) 1/4" barb
- (1) 1/8" barb
- (1) 1/4" tee body
- (1) 1/8" uni-clamp
- (3) 1/4" ID sleeve clamps

## 1/4" OD In-line Barb

023.045.04 (10) Barbs



## Connector Kit

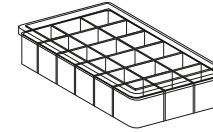
023.079.00



- (3) washers, .187 ID
- (3) 1/4" ID sleeve clamps
- (1) 5/16" ID sleeve clamp
- (1) 10-32 female coupling
- (1) 1/8" uni-clamp
- (1) 1/4" tee body
- (1) 1/4" x 10-32 barb
- (1) 1/8" x 10-32 barb
- (1) 5/16" x 10-32 barb

## Barb/Fittings Service Parts Kit

90.1021.00 Service parts kit



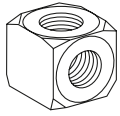
Includes (quantities shown in parentheses):

- (40) 1/8" tubing plug
- (50) 1/8" barb cap
- (40) 1/4" x 10 - 32 barb
- (60) 1/8" uni-clamp
- (30) 1/8" x 10 - 32 barb
- (20) sleeve clamp
- (30) 1/4" in-line barb
- (30) 1/8" barbed tee
- (10) 1/8" MPT to 10 - 32 adapter
- (60) 1/8" in-line barb
- (50) 10 - 32 hex plug
- (5) 10 - 32 cross body
- (30) 10 - 32 female coupling
- (120) flat nylon washer
- (5) 10 - 32 to 3/8" compression adapter
- (25) 5/16" in-line barb
- (30) 5/16" x 10 - 32 barb
- (20) 5/16" sleeve clamps

# Barbed

## 10 - 32 Female Cross Body


021.027.01 (5) Cross bodies



## 5/16" Water Tubing Barb


023.805.01 Barbs, 10 - 32 (10)

023.804.00 Barb, 1/8" NPT



5/16" x 10 - 32

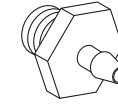
- Requires washer 004.005.02 (10)



5/16" x 1/8" NPT

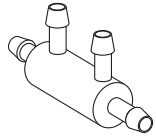
## 1/4 - 32 x 1/8" Barb

023.028.00 Barb



## 1/8" OD 4-Way Barbed Plastic Tee

023.065.01 (5) Tees



## 10 - 32 x 1/8" Barb

023.004.03 (10) Barbs

023.004.04 (100) Barbs



- Requires washer 004.005.02 (10)

## 10 - 32 x 1/8" Restrictor Barb

023.070.00 (1) Barb, brass



.013

- Use in self-contained water system
- Requires washer 004.005.02 (10)

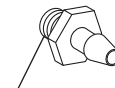
## 1/8" OD 3-Way Barbed Plastic Tee

023.014.02 3-way (10) Tees



## 10 - 32 x 1/8" Restrictor Barb

023.036.00 (1) Barb

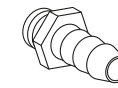


.005

- Requires washer 004.005.02 (10)

## 10 - 32 x 1/4" Barb

023.001.03 (10) Barbs



- Requires washer 004.005.02 (10)

# Barbed

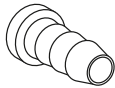
## 1/8" Tubing Plug

023.030.02 (10) Plugs



## 1/4" Tubing Plug

023.057.01 (10) Plugs



## 1/8" ID Uni-clamp

025.007.01 (10) Uni-clamps

025.007.02 (100) Uni-clamps

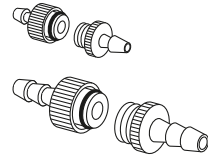


- Fits all A-dec  
1/8" polyurethane tubing
- Plastic, white

## Quick Connector

023.094.01 1/8" (5)

023.095.01 1/4" (5)



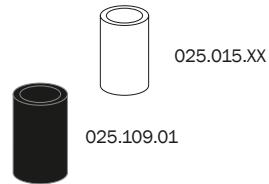
- Nickel-plated brass

## Sleeve Clamps

025.015.01 1/4" Tubing clamps (10)

025.015.02 1/4" Tubing clamps (100)

025.109.01 5/16" Tubing clamps (10)



- Plastic

## 10 - 32 Hex Plug

021.016.04 (10) Plugs

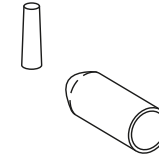


- Nickel-plated brass
- Requires washer 004.005.02

## Barb Cap

023.031.01 1/8" OD (10)

022.009.01 1/4" OD (10)



- Requires 1/8" barb cap  
uni-clamp 025.007.01

## 10 - 32 Female Coupling

021.034.01 (10) Couplings



- Nickel-plated brass

## .187 ID Washer

004.005.01 (100) Washers

004.005.02 (10) Washers

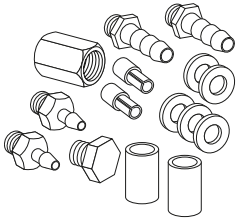


- Nylon
- Use with 10 - 32 threaded fittings

# Barbed

## 1/8" to 1/4" Barb Adapter Kit

023.029.00 Kit



- Includes:
  - (5) washers, .187 ID
  - (1) hex plug, 10 - 32
  - (1) female coupling, 10 - 32
  - (2) barbs, 10 - 32 x 1/4"
  - (2) barbs, 10 - 32 x 1/8"
  - (2) uni-clamps, 1/8"
  - (2) sleeve clamps, 1/4" ID

## 300/500 Barb, Fitting Service Kit

90.1268.00

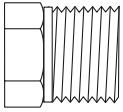


- Includes:
  - (4) barb, 10 - 32 x 5/16"
  - (2) barb, 10 - 32 x 1/8"
  - (2) barb, 10 - 32 x 1/4"
  - (4) flat nylon washers, .187
  - (4) sleeve Clamp, 5/16"
  - (2) uni-clamp, 1/8"
  - (1) female cross, 10 - 32
  - (2) hex plug, 10 - 32

# Pipe

## Pipe Plug

021.010.00 1/8" MPT



- 1/8" MPT
- Hex head
- Brass

## Pipe Plug

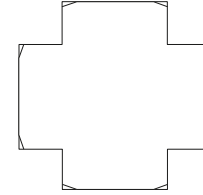
021.020.00 1/8" Pipe plug



- 1/8" MPT
- Socket head
- 303 Stainless Steel

## Pipe Cross

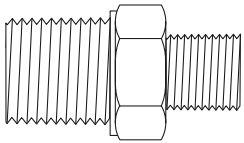
021.014.00



- 1/8" FPT x (4)
- Brass

## Reducing Nipple

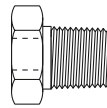
021.012.00



- 1/4" MPT x 1/8" MPT
- Brass

## Adapter

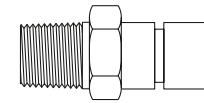
021.029.00



- 10 - 32 x 1/8" MPT
- Brass

## Adapter

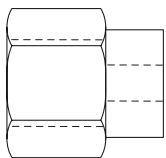
021.042.00



- 1/8" MPT x 3/8" compression
- Brass

## Reducer Coupling

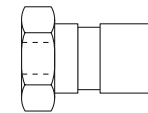
021.030.00



- 1/4" FPT x 1/8" FPT
- Brass

## Adapter

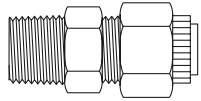
021.056.00



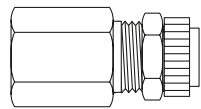
- 10 - 32 x 3/8" compression
- Nickel-plated brass

# Tubing Poly-Flo

Male Connector	TUBING SIZE	PIPE THDS.	FINISH	PRICE
022.001.00	1/4" OD	1/8"	Plated	
022.021.00	3/8" OD	1/8"	Brass	
022.028.00	3/8" OD	1/4"	Brass	

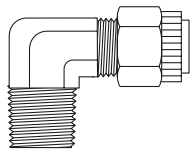


Female Connector	TUBING SIZE	PIPE THDS.	PRICE
022.016.00	1/4" OD	1/8"	
022.023.00	3/8" OD	1/4"	



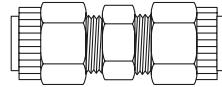
• Plated finish

Male Elbow	TUBING SIZE	PIPE THDS.	FINISH	PRICE
022.025.00	3/8" OD	1/8"	Brass	



## Union

022.044.00 3/8" OD

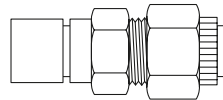


• Brass finish

## Adapter

022.041.00 1/4" OD

022.043.00 3/8" OD

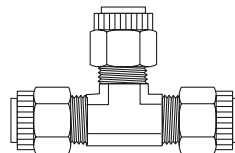


• 3/8" compression  
• Brass finish

## Union Tee

022.019.00 1/4" OD

022.045.00 3/8" OD



• Brass finish

## Plastic Sleeve and Plug

022.015.01 3/8" OD Sleeve (10)

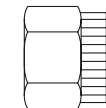
022.009.01 1/4" OD Plug (10)



## Nut with Plastic Sleeve

022.029.02 1/4" OD (10)

022.014.03 3/8" OD (10)



• Plated



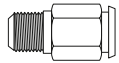
# Quick-Disconnects (QD)

Female QD with Shut-off	ID	POLY-FLO	PRICE
026.001.00	1/4"	1/4"	
026.022.00	3/8"	3/8"	



- In-line and panel mount
- Use with 1/4":  
026.020.00  
026.035.00  
13.0375.00
- Use with 3/8":  
026.040.00  
026.043.00

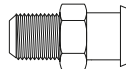
Female QD with Shut-off	ID	MALE PIPE	PRICE
026.015.00	1/4"	1/8"	



- In-line and panel mount
- Use with 1/4":  
026.020.00  
026.035.00  
13.0375.00
- Use with 3/8":  
026.040.00  
026.043.00

## Female QD with Shut-off

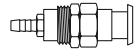
026.007.00



- 3/8" ID with 1/4" MPT
- Use with:  
026.040.00  
026.043.00

## Female QD with Shut-off

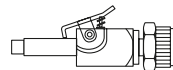
026.065.00



- 1/4" ID with 1/4" barb
- Panel mount
- Use with:  
026.020.00  
026.035.00  
13.0375.00

## Male QD with Shut-off

026.020.00

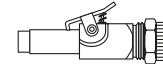


- 1/4" OD with 1/4" Poly-Flo
- Use with:  
026.001.00  
026.015.00  
026.065.00  
026.125.00

## Male QD with or without Shut-off

026.043.00 With shut-off

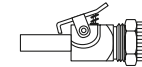
026.040.00 Without shut-off



- 3/8" OD with 3/8" Poly-Flo
- Use with:  
026.007.00  
026.022.00

## Male QD without Shut-off

026.035.00



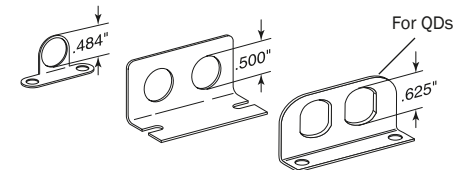
- 1/4" OD with 1/4" Poly-Flo
- Use with:  
026.001.00  
026.015.00  
026.065.00  
026.125.00

## Panel Mounting Brackets

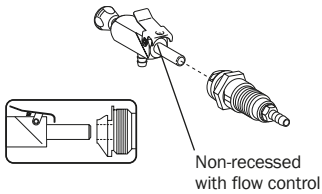
026.036.00 Single

42.0701.00 Double

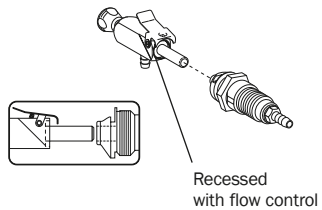
56.0339.00 Double for QDs



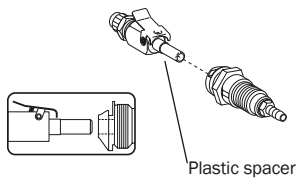
# Quick-Disconnects (QD)



Quick Disconnect Fittings for Self-contained Water			
13.0375.00	Male	1/4" OD with 1/4" barb	
026.125.00	Female	1/4" ID with 1/4" & 1/8" barb	
90.0370.00	Kit*		



Quick Disconnect Fittings for City Water			
13.0381.00	Male	1/4" OD with 1/4" barb	
026.131.00	Female - Cascade	1/4" ID with 1/4" barb	
026.157.00	Female - Performer	1/4" ID with 1/8" barb	
026.134.00	Kit* - Cascade		
76.2025.00	Kit* - Performer		



Quick Disconnect Fittings for Air			
13.0384.00	Male	1/4" OD with 1/4" poly	
026.132.00	Female	1/4" ID with 1/4" barb	
026.130.00	Kit* - Cascade		
76.2030.00	Kit* - Performer		

NOTE: Male and female connectors only connect with items in the same table, they cannot be mixed and matched

NOTE: \*Kits include male and female connectors and required hardware

# A-dec 500 (Version A) and 300

## A-dec 500 Water QD Kit

90.1097.00 Water QD kit



- Male connector: 13.0375.00
- Female connector: 026.181.00

## A-dec 500 Air QD Kit

90.1098.00 Air QD kit



- Male connector: 13.0384.00
- Female connector: 026.182.00

## A-dec 300 Air and Water QD Kit

90.1166.00 Water QD kit



- Male connector: 13.0384.00 and 13.0375.00
- Female connector: 026.132.80 and 026.190.00

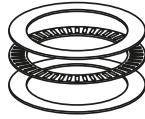
## Arm Bearing Kit

90.1123.00 Bearing stack

016.108.00 Race thrust bearing (1)

016.044.00 Needle thrust bearing (1)

048.107.00 Lubriplate



- Kit includes (2) race bearings
- Also compatible with 2122 and all Cascade/Decade



## Contoured

### A-dec 511/A-dec 411/ A-dec 311 (Version B) (domestic only) Floor Boxes



- White 2 cover
- Does not include umbilical or utilities
- 17" x 16.5" (432 mm x 419 mm)
- With outer convolute umbilical cover

PRODUCT DESCRIPTION	PART NUMBER	PRICE
Floor box and cover	41.1506.01	
Cover only	41.1464.02	
Master toggle kit	90.1088.01	
Air filter/regulator A-dec 511 only	24.0475.00	
Air filter/regulator A-dec 311 and 411	24.0463.01	
Water filter/regulator	24.0474.00	
22" outer convolute umbilical cover	024.273.01	

### A-dec 311 (Version B) (international only) Floor Box



- White 2 cover
- Frame includes cutouts for routing umbilical to A-dec 363 support center
- Does not include umbilical or utilities
- 17" x 16.5" (432 mm x 419 mm)
- With outer convolute umbilical cover

PRODUCT DESCRIPTION	PART NUMBER	PRICE
Floor box and cover	41.1540.00	
Cover only, White 2	41.1464.02	

### A-dec 311 (Version A) Contoured Floor Box



- White cover
- Does not include umbilical or utilities
- Frame and cover kit also contains all low chair covers

PRODUCT DESCRIPTION	PART NUMBER	PRICE
Floor box frame only	62.0658.00	
Cover only	62.0655.00	

### Mounting Kit

For use with

- Stainless steel floor boxes
- Cascade contoured floor box

41.1454.01 Gray 3	
41.1454.00 Surf 4	

# Stainless Steel


## A-dec 500 Remote Floor Boxes



- Gray 3 cover
- Includes 7' (2,134 mm) umbilical
- Use with non-chair mounted delivery system
- 5.5" x 14.5" x 17" (140 mm x 368 mm x 432 mm)
- Includes mounting hardware
- Includes stainless steel frame and cover

PRODUCT DESCRIPTION	PART NUMBER	PRICE
541/545 Remote floor box kit	41.1490.01	
542 Remote floor box kit	41.1491.01	
Large floor box frame and cover	41.1456.01	
Floor box frame only	41.1507.00	
Cover only, Gray 3	41.0413.01	
Air filter/regulator	24.0475.00	
Water filter/regulator	24.0474.00	

## A-dec 300 Remote Floor Box



- Gray 3 cover
- Includes 3' (914 mm) umbilical
- Hole plugs
- Mounting hardware
- 5.5" x 14.5" x 17" (140 mm x 368 mm x 432 mm)

PRODUCT DESCRIPTION	PART NUMBER	PRICE
Remote stainless steel floor box With cover	77.1019.00	
Floor box frame only	41.1507.00	
Cover only, Gray 3	41.0413.01	

## Large Stainless Steel Floor Box



- Surf 4 cover
- Does not include umbilical or utilities
- 5.5" x 14.5" x 17" (140 mm x 368 mm x 432 mm)

PRODUCT DESCRIPTION	PART NUMBER	PRICE
Large floor box frame and cover, Surf 4	41.1456.00	
Floor box frame only	41.0414.00	
Cover only, Surf 4	41.0413.00	

## Medium Stainless Steel Floor Box



- Surf 4 cover
- Does not include umbilical or utilities
- Includes mounting hardware
- 5.5" x 9" x 14" (140 mm x 229 mm x 356 mm)

PRODUCT DESCRIPTION	PART NUMBER	PRICE
Medium stainless steel floor box frame and cover, Surf 4	41.1455.00	
Floor box frame only, with plugs	41.0408.00	
Cover only, Surf 4	41.0407.00	

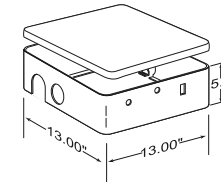
## Small Stainless Steel Floor Box



- Surf 4 cover
- Does not include umbilical or utilities
- Includes mounting hardware
- 4.5" x 7" x 8" (114 mm x 178 mm x 203 mm)

PRODUCT DESCRIPTION	PART NUMBER	PRICE
Small stainless steel floor box frame and cover	41.0034.00	

## Performer Stainless Steel Floor Box



- Surf 4 cover
- Does not include umbilical or utilities
- 5.5" x 13" x 13" (140 mm x 330 mm x 330 mm)

PRODUCT DESCRIPTION	PART NUMBER	PRICE
Floor box frame only	41.1317.00	
Cover only, Surf 4	41.0016.02	
Indicator light assembly	041.582.00	

## Cascade Stainless Steel Recessed Floor Box



- Surf 4 cover
- Does not include umbilical or utilities
- 6.5" x 14.5" x 18" (165 mm x 368 mm x 457 mm)

PRODUCT DESCRIPTION	PART NUMBER	PRICE
Recessed floor box frame and cover	41.1458.00	

# Plugs and Umbilical Components

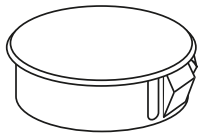
## 1/2" Hole Plug

- 018.002.04 Surf 4
- 018.002.05 Gray 3
- 018.002.06 White 2
- 018.002.08 Slate



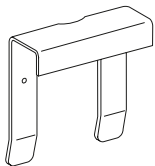
## 1- 1/4" Hole Plug

- 018.010.02 Surf 4
- 018.010.03 Gray 3



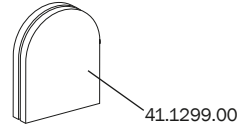
## Retaining Clips

- 41.0074.00 2 3/4"
- 41.0411.00 2 3/8"
- 47.1259.00 2 3/8" for contour floor box



## 2" Hole Plugs

- 018.026.02 Surf 4, round
- 018.026.03 Gray 3, round
- 018.026.04 White 2, round
- 018.026.05 Slate, round
- 41.1299.00 Surf 4



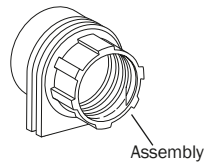
## Umbilical Restraints

- 41.1144.00 U-shaped restraint



## Umbilical Connectors

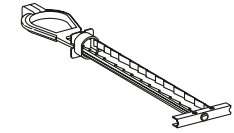
- 41.1164.00 1 3/4" Connector
- 41.1385.00 2" Connector



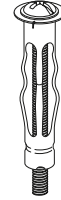
• Surf 4 color

## Mounting Hardware

- 014.007.00 Toggle wall anchor
- 014.006.00 Threaded insert



1/4-20 Wall anchor toggle bolt



3/16 x 2" Threaded Wall Insert

# Moisture Separators and Air Filter/Regulators

## Manual Moisture Separator

- 026.186.00 Moisture separator
- 97.0405.00 Bowl assembly
- 97.0408.01 Filter (3)

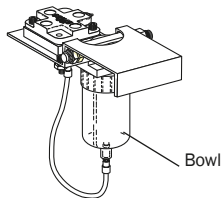


- For Cascade / Decade / Radius systems
- Before 2000

Bowl

## Automatic Air Filter/Moisture Separator

- 90.1027.03 Universal kit
- 97.0406.00 Bowl assembly
- 97.0408.01 Filter (3)

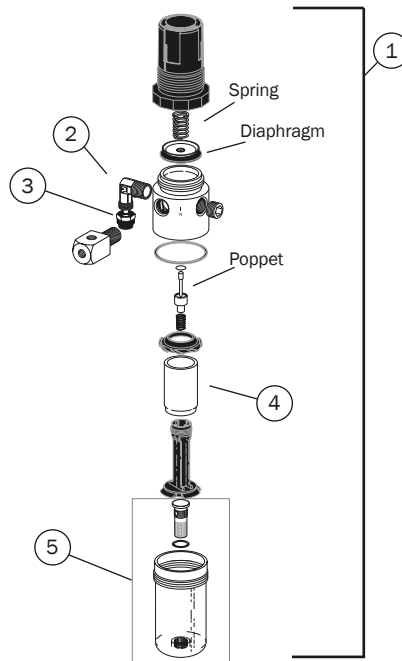
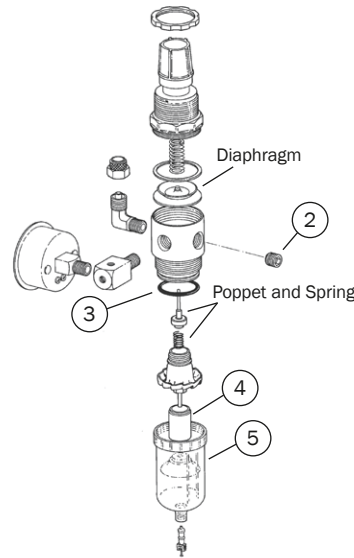


- For Cascade / Decade / Radius systems
- After 2000

Bowl

## Moisture Separator

- 41.1477.00 Moisture sep. assy  
For A-dec 300/400/500
- 41.1477.01 Moisture sep. assy  
For A-dec 200
- 026.185.00 Moisture separator
- 97.0408.01 Filter (3)



## Air Filter/Regulator for Portable Systems

For systems built prior to 2003

REF	DESCRIPTION	PART NUMBER	PRICE
2	Plug, socket, head, 1/8 mpt, sst	021.020.00	
3	O-ring, AS568-023, 1.051 ID x .070 wall (10)	030.023.02	
4	Filter element (6)	97.0280.02	
5	Bowl assy, filter Includes: bowl, valve core, filter, and o-ring	97.0290.00	
6	Service kit, air filter-regulator Includes: Diaphragm, poppet, spring, filter element, and valve core	90.0030.00	

NOTE: Air pressure regulator and filter combination manually drained

## Air Filter/Regulator for Portable Systems

For systems built 2003 and later

REF	DESCRIPTION	PART NUMBER	PRICE
1	Air filter/regulator, Pac 1	026.164.00	
2	Elbow, 3/8 Poly-Flo X 1/8 MPT, brass	022.025.00	
3	Nut w/sleeve, 3/8 Poly-Flo, brass	022.014.01	
4	Filter element (3)	97.0401.01	
5	Bowl assy, Pac 1 filter/regulator	97.0403.00	
6	Service, Pac 1 air filter/regulator Includes: Diaphragm, poppet, spring, and filter element	90.1066.00	

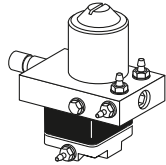


# Air and Water Filter/Regulators

## Water Filter/Regulator/Shut-off

Pre-1983

24.0175.01



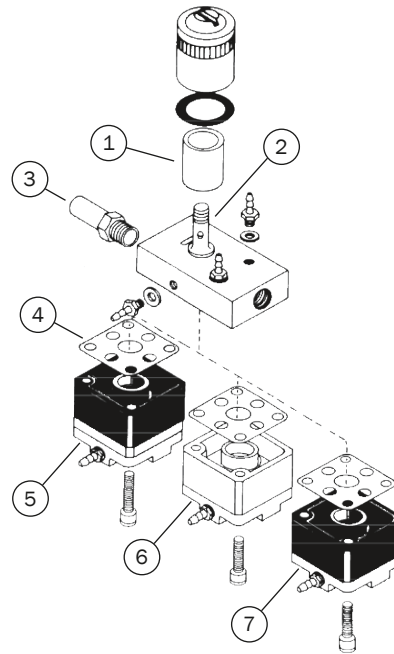
- 1:1 ratio of pilot air to water outlet pressure
- Includes regulator and non-bacterial filter
- Requires pre-regulator



Air filter/regulator



Water filter/regulator



## Universal Air and Water Filter/Regulators with Gauge and Pre-regulator

DESCRIPTION	PART NUMBER	PRICE
<b>Filter/regulator kit</b>		
Includes gauge, adjustable regulator(s), non-bacterial filter, and pre-regulator		
Air or water universal filter/regulator kit	24.0471.00	
<b>Regulators</b>		
Universal air filter regulator w/fittings	24.0469.00	
Universal water filter regulator w/fittings	24.0470.00	
<b>Parts</b>		
Filter element, filter/regulator (6) 70-90 micro non-bacterial filter	24.0234.01	
Gauge kit, PNL MT, 0-100 PSI	026.118.00	
Pre-regulator assy	24.0182.02	

## Universal Air and Water Filter/Regulators

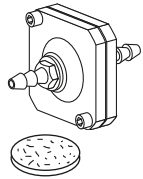
Requires pre-regulator

REF	DESCRIPTION	PART NUMBER	PRICE
<b>Filter/regulator assemblies</b>			
Include pressure regulator and non-bacterial filter			
1-4,5	Water filter/regulator assy w/spacer, OTC	24.0168.01	
1-4,6	Air filter/regulator assy w/o hardware	24.0170.01	
1-4,7	Water filter/regulator assy w/o hardware	24.0175.01	
<b>Parts</b>			
1	Filter element, filter/regulator (6)	24.0234.01	
2	Stud, filter/regulator, manifold assy	24.0232.00	
3	Adaptor, 1/8 MPT to 3/8 compression	021.042.00	
4	Gasket, 9-hole (10)	24.0137.01	
<b>Regulator assemblies</b>			
Include 9-hole gasket			
5	Water regulator assy w/spacer, OTC 2:1 ratio of pilot air to water outlet pressure	24.0138.01	
6	Air regulator assy w/o uniclamp	24.0128.01	
7	Water regulator assy w/o uniclamp 1:1 ratio of pilot air to water outlet pressure	24.0129.01	

# Filter, Pre-Regulators, Gauge, and Shut-off Valve

## In-line Filter

19.0100.00 Assembly  
19.0220.01 Filters (10)

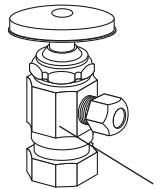


- For air or water; 1/4" barb fittings
- Includes 5/8" x 1/4", 25 - 30 micron filter (non-bacterial)

## Manual Shut-off Valve

026.062.00 1/2" compression inlet,  
3/8" compression outlet

026.158.00 1/2" female pipe thread inlet,  
3/8" compression outlet

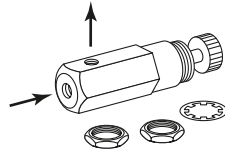


026.158.00

- Inlet 1/2" Compression or 1/2" Female pipe thread
- Outlet 3/8" compression
- Nickel-plated brass

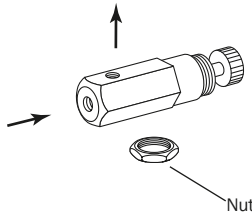
## Air or Water Regulator, Non-Relieving

24.0251.01



## Pre-Regulator, Relieving

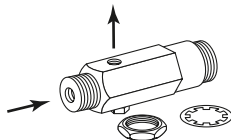
24.0182.02



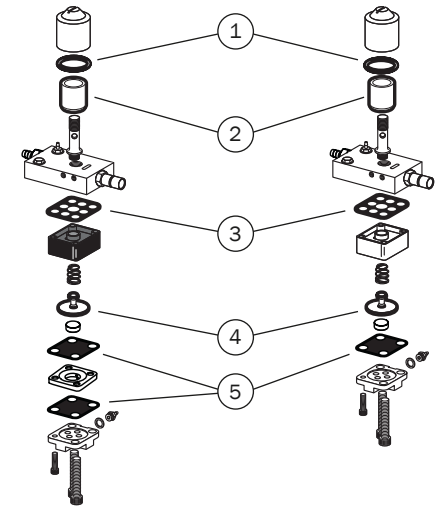
- Controls air and water pressure in most A-dec systems built since 1978
- Female 10 - 32 threads
- Includes 006.009.00 nut

## Regulator Assembly Pre-Set 40 psi

24.0382.00



- Preset to 40 psi in the factory, not adjustable
- 1/8" MPT or 10 - 32 inlet port, 10 - 32 outlet
- Replaces 24.0118.00

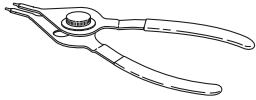


REF	DESCRIPTION	PART NUMBER	PRICE
1-5	Preventive Maintenance Kit, Pressure Regulator, Air & Water Contains items 1-5	90.1758.00	
1	Filter housing o-rings		
2	Air & water regulator filters		
3	9-hole regulator gaskets		
4	Pistons with o-rings		
5	4-hole regulator gaskets		

# Pliers, Cutters, Strippers, Hemostat, and Tubing Stringer

## Snap Ring Pliers

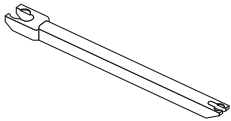
009.007.00



- Simplifies installation and removal of both internal and external snap rings
- Fits all snap ring sizes used in A-dec equipment

## A-dec Sleeve Tool

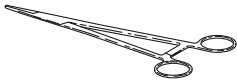
98.0072.00



- Use to secure the 1/4" and 1/8" tubing sleeves when installing tubing on barb fittings

## Hemostat


009.008.00



- Temporarily stops air or water flow through tubing while troubleshooting or repairing the unit

## Strain Relief Installation Tool


23.1349.00



- For syringe tubing

## Umbilical Tubing Stringer

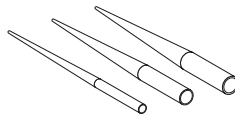
009.015.00



- Use to string new or additional tubing and/or wiring into an existing umbilical assembly
- 12' of stringer with threading holes at each end

## O-ring Tool Kit

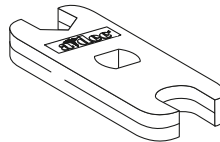
009.013.00



- For quick field repair
- Includes three tools, which fit the four smallest o-ring sizes used in A-dec equipment


## Syringe Wrench

98.0900.00



## Torque Adapter Tool

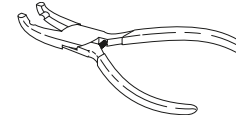
23.1354.00



- For syringe nut

## Tubing Pliers

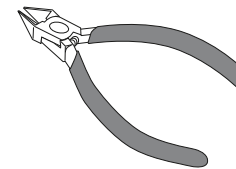
009.014.00



- Simplifies installation of 1/8" OD tubing to barbed fittings

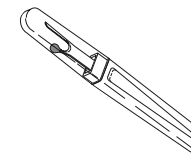
## Tubing Cutters

009.036.00



## Tubing Strippers

009.035.00



# Gauges, Hex Wrench Set, Cable Ties, and Hex Driver

## Panel Mount Gauge

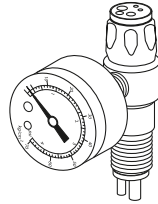
026.118.00



- 0 - 100 psi
- 1 1/2" diameter
- Used to check air/water pressure valves at various system locations
- 1/8" MPT x 10 - 32 threads

## Handpiece Pressure Gauge

50.0271.00



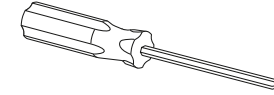
- 0 - 60 psi
- Fits all handpiece couplers except Borden 3-hole

## Ball End, Hex Driver

009.037.00 1/8", Small handle

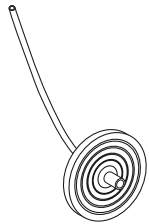
009.005.00 3/32", Std handle

008.023.00 5/64", Std handle



## Water Retraction Tester

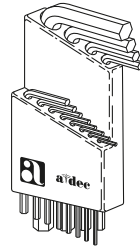
98.0051.00



- Use to determine whether or not a handpiece control system retracts water
- Includes instructions

## Hex Wrench Set

009.018.00



- Includes hex wrenches required in servicing A-dec equipment
- Plastic holder

## Pac 1 Toolkit

45.0438.00

## 3/8" Hex Key, T-Handle

008.025.00



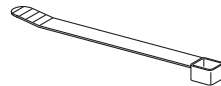
- 3/8" X 6"

## Cable Ties

025.036.01 (10) Small ties

025.002.01 (10) Medium ties

025.003.01 (10) Large ties



- Three sizes:  
Small: 3 3/4" (9.5 cm)  
Medium: 6 3/4" (17 cm)  
Large: 14" (35 cm)

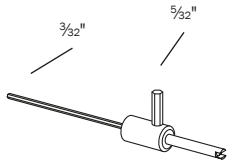
## 511 Magnetic Lifting Kit

90.1125.00

# Syringe Tool, Touch-Up Paint, and Lubricant

## Syringe Tool

98.0010.00



- Use to remove/replace valve cores on Uni-Flo and Tri-Flo Syringes
- Use  $\frac{3}{32}$ " to adjust syringe flow on Century II
- Use  $\frac{5}{32}$ " to remove/replace the syringe tip retaining nut

## Valve Test Syringe

98.0050.01 (4)



- For making quick tests of pilot-operated valves
- Applies a static pressure of (5 to 75) psi

## A-dec Silicone Lubricant

98.0090.01 0.05 oz blister packs (6)

98.1120.00 Re-sealable tube 5.3 oz



## Touch-up Paint

90.0351.00 Surf 4

90.0351.01 Surf 6

90.0351.02 White 2

90.0351.03 Gray 3



- $\frac{1}{2}$  fluid ounce
- Includes brush

## Loctite®

060.001.00 Red #271

060.002.00 Blue #242



## Service Tip

A-dec's silicone lubricant is a high quality silicone-based grease. It is ideal for lubricating A-dec o-rings. Before installing o-rings always apply a light coating of silicone lubricant. This makes the installation of the o-ring easier and prevents damage to the o-ring. A-dec silicone lubricant is available in a package of 6 as Part Number 98.0090.01.

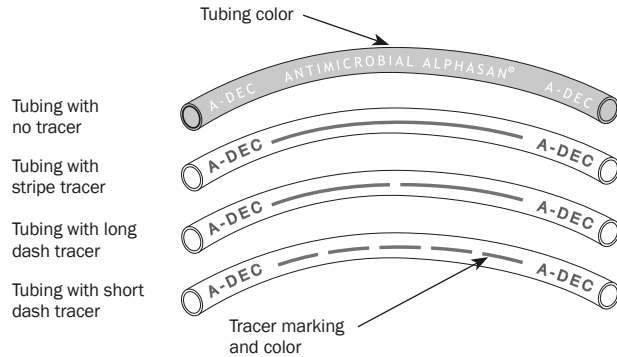
## Caution

The use of petroleum-based lubricants (jellies, creams, or lotions) causes the o-rings in the syringe to swell and/or deteriorate, resulting in syringe malfunction or failure.



# 1/8" Color-coded Polyurethane and Vinyl

## Tubing — Color-coded Polyurethane, 1/8"



### 1/8" OD Polyurethane Tubing

Durometer: 90A; working pressure: 150 psi maximum; suggested fittings: 1/8" barbs with sleeves

TUBING COLOR	TRACER COLOR	TRACER MARKING	10' (3 m)	50' (15 m)
Yellow	None	None	036.003.03	036.003.04
Yellow	Red	Stripe	036.013.03	036.013.04
Yellow	Red	Long Dash	036.009.04	036.009.05
Yellow	Green	Long Dash	036.044.03	036.044.04
Orange	Black	Long Dash	036.010.03	036.010.04
Brown	White	Long Dash	036.014.02	-
Green	White	Long Dash	036.006.03	036.006.04
Green	White	Short Dash	036.018.03	036.018.04
Blue	None	None	036.004.03	036.004.04
Red	None	None	036.005.03	036.005.04
Purple	None	None	036.011.03	-
Clear	None	None	024.015.04	024.015.05
White	None	None	036.019.03	036.019.04

### 1/8" OD Vinyl Tubing

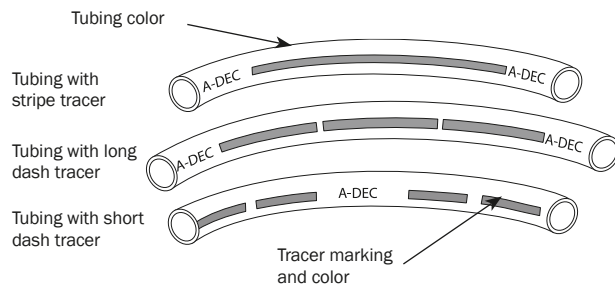
TUBING COLOR	TRACER COLOR	TRACER MARKING	10' (3 m)	50' (15 m)
Dark Surf	None	None	036.043.01	036.043.02

NOTE: Automatic shut-off must be installed at manual shut-off for water applications.

# Color-coded Polyurethane

## Tubing — Color-coded Polyurethane

1/4", 5/16", 3/8"



### 1/4" OD Polyurethane Tubing

Durometer: 90A; Working pressure: 100 psi maximum; Suggested fittings: 1/4" barbs with sleeves and 1/4" poly-flo

TUBING COLOR	TRACER COLOR	TRACER MARKING	10' (3 m)	50' (15 m)
Yellow	Black	Long dash	036.051.03	036.051.04
Yellow	None	None	036.103.03	036.103.04
Orange	Black	Long dash	036.052.03	036.052.04
Blue	None	None	036.053.03	036.053.04
Blue	White	Stripe	036.054.03	036.054.04
Clear	None	None	036.066.03	036.066.04
Gray	None	None	024.090.04	024.090.05

### 5/16" OD Polyurethane Tubing

Durometer: 90A; Working pressure: 100 psi maximum; Suggested fittings: 5/16" barbs with sleeves

TUBING COLOR	TRACER COLOR	TRACER MARKING	10' (3 m)	50' (15 m)
Yellow	None	None	036.114.01	036.114.03
Blue	None	None	036.116.01	036.116.03

### 3/8" OD Polyurethane Tubing

Durometer: 90A; Working pressure: 100 psi maximum; Suggested fittings: 3/8" poly-flo

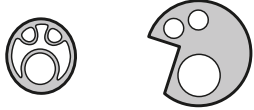
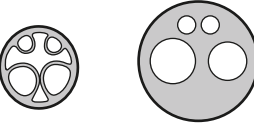
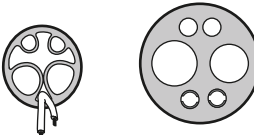
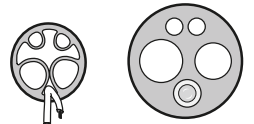
TUBING COLOR	TRACER COLOR	TRACER MARKING	10' (3 m)	50' (15 m)
Yellow	Black	Stripe	036.032.02	036.032.04
Yellow	None	None	036.031.02	036.031.04
Blue	White	Long dash	036.033.02	036.033.04
Gray	None	None	036.034.02	036.034.04



# Silicone Handpiece Tubing

## Silicone Handpiece Tubing


- Quick-connect style tubing
- 61" (1,549 mm) or 64" (1,625 mm) for use with A-dec 532/533/542 and A-dec 332/333/334/335
- 85" (2,159 mm) for use with A-dec 541

	PRODUCT DESCRIPTION	TUBING LENGTH	PART NUMBER DARK SURF	PART NUMBER GRAY 3	PRICE
	3-hole tubing For use with side exhausting Borden-style tubing	61" (1,549 mm) 85" (2,159 mm)	-	98.1086.00 98.1109.00	
	4-hole tubing	61" (1,549 mm) 64" (1,625 mm) 85" (2,159 mm)	98.1064.00 - 98.1068.00	- 98.1162.00 98.1165.00	
	6-pin fiber-optic	61" (1,549 mm) 64" (1,625 mm) 85" (2,159 mm)	98.1066.00 - 98.1070.00	- 98.1164.00 98.1167.00	
	Fiber-optic with bulb	50" (1,270 mm) 61" (1,549 mm) 64" (1,625 mm) 85" (2,159 mm)	- 98.1065.00 - 98.1069.00	98.1091.00 - 98.1163.00 98.1166.00	

### Silicone Handpiece Tubing QD Barbs

026.174.01 QD, 1/8" barb (5)

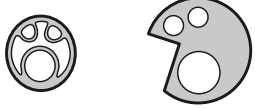
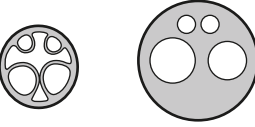
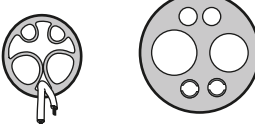
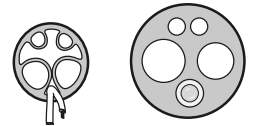
026.175.01 QD, 3/16" barb (5)



- For A-dec 300/500 silicone handpiece tubing
- Includes o-ring

# Vinyl Handpiece Tubing


## Vinyl Handpiece Tubing

	PRODUCT DESCRIPTION	TUBING LENGTH	PART NUMBER DARK SURF	PART NUMBER GRAY 3	PRICE
	3-hole tubing For use with side exhausting Borden-style tubing	84" (2,134 mm)	98.0882.00	98.1093.00	
	4-hole tubing	84" (2,134 mm) 144" (3,657 mm)	98.0879.00 98.0879.12	98.1094.00 98.1113.00	
	6-pin fiber-optic	84" (2,134 mm) 144" (3,657 mm)	98.0885.00 98.0885.12	98.1096.00 98.1112.00	
	Fiber-optic with bulb	84" (2,134 mm) 144" (3,657 mm)	98.0262.02 98.0262.14	98.1095.00 98.1111.00	
	Fiber-optic without bulb	84" (2,134 mm)	98.0244.02	-	

### Vinyl Handpiece Tubing QD Barbs

026.161.00 QD, 1/8" barb



023.088.00 QD, 1/4" barb



- For attaching vinyl tubing to the A-dec 300/500 control block
- Includes o-ring

# Handpiece Tubing, Nuts, and Bulbs

## Midwest Handpiece Tubing (straight Dark Surf)

	PRE-CUT LENGTH	10' (3 m)	50' (15 m)	100' (30 m)
	3-hole	-	024.147.01	-
	4-hole	024.148.02	024.148.01	024.148.04

## Handpiece Tubing Nuts

### Vinyl

- 98.0180.00 Borden handpiece nut
- 98.0190.00 Midwest handpiece nut
- 98.1119.00 Fiber-optic, 5-hole handpiece nut
- 98.1048.00 Fiber-optic, 6-pin handpiece nut

### Silicone

- 98.0910.00 handpiece nut



Nut

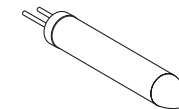
## Terminal Nut Assembly

- 98.0450.00 Midwest handpiece, terminal nut assembly



## A-dec Fiber-optic, 5-Hole Tubing Terminal Handpiece Bulb

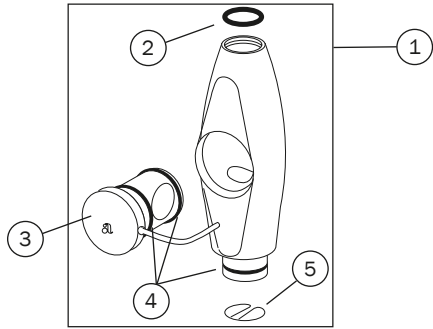
- 041.317.00 Xenon



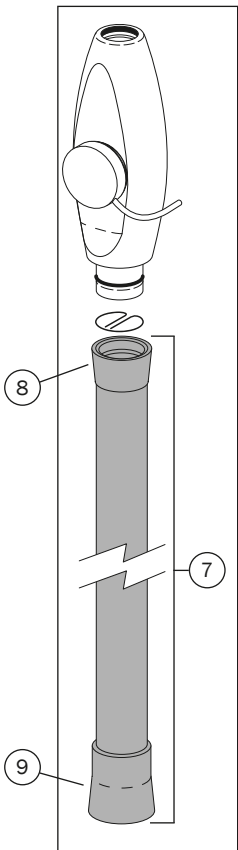
Xenon, 3.5V, .75A  
After 1988

# A-dec 500 and 300 High Volume Evacuator Vacuum Instrument Assemblies

52" tubing for A-dec 351 & 551 chair-mounted assistant's instrumentation  
 63" tubing for A-dec 352, 353, 541, & 545 assistant's instrumentation



REF	DESCRIPTION	PART NUMBER	PRICE
<b>Standard (11 mm) HVE Valve</b> (for 1/2 inch or 16 mm tubing)			
1	Standard (11 mm) HVE valve assembly	11.1335.00	
2	Tip o-ring (10)	034.013.01	
3	HVE rotor assembly	11.1074.00	
4	Rotor o-ring (10)	034.014.01	
5	Spring clip spring (5)	11.0998.01	

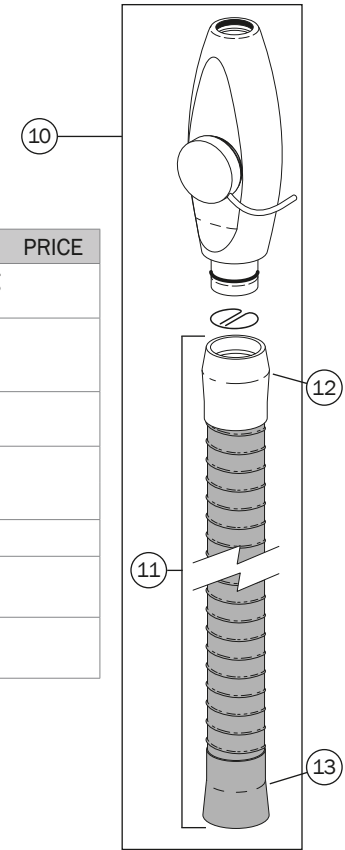


## 1/2 inch tubing (fits 11 mm HVE)

REF	DESCRIPTION	SURF	GRAY 3	PRICE
6	<b>Standard (11 mm) HVE Assembly w/Vinyl Tubing</b> with 1/2 inch tubing, valve, and (2) tailpieces			
	With 52" (1,321 mm) tubing	-	11.1286.01	
	With 63" (1,600 mm) tubing	-	11.1296.01	
6	<b>Standard (11 mm) HVE Assembly w/EasyFlex Tubing</b> with 1/2 inch tubing, valve, and (2) tailpieces			
	With 52" (1,321 mm) tubing	-	11.1357.00	
	With 63" (1,600 mm) tubing	-	11.1358.00	
7	<b>1/2 inch Vinyl Tubing</b> with (2) standard tailpieces			
	With 52" (1,321 mm) tubing	-	11.1292.01	
	With 63" (1,600 mm) tubing	-	12.1237.01	
7	<b>1/2 inch EasyFlex Tubing</b> with (2) standard tailpieces			
	With 52" (1,321 mm) tubing	-	11.1355.00	
	With 63" (1,600 mm) tubing	-	11.1356.00	
<b>Standard (11 mm) Tailpieces</b>				
8	Tailpiece for valve end	11.1027.00	11.1027.01	
9	Tailpiece for vacuum end	11.1300.01	11.1300.03	

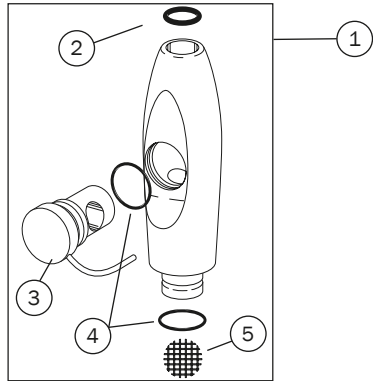
## 16 mm tubing

REF	DESCRIPTION	SURF	GRAY 3	PRICE
10	<b>Standard (11 mm) HVE Assembly w/EasyFlex Tubing</b> with 16 mm tubing, and (2) tailpieces			
	With 52" (1,321 mm) tubing	-	11.1288.01	
	With 63" (1,600 mm) tubing	-	11.1305.01	
11	<b>16 mm EasyFlex Tubing</b> with (1) 11 mm tailpiece and (1) 16 mm tailpiece			
	With 52" (1,321 mm) tubing	-	11.1294.01	
	With 63" (1,600 mm) tubing	-	12.1239.01	
<b>Tailpieces</b>				
12	11 mm tailpiece for valve end	11.1272.00		
13	16 mm tailpiece for vacuum end	12.1121.00	11.1301.03	

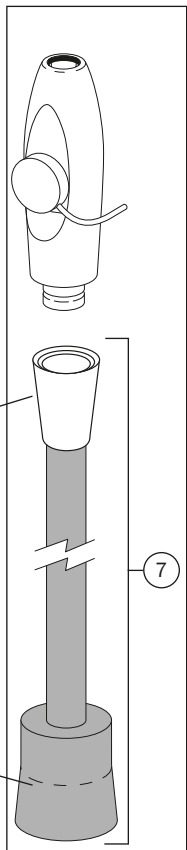


# A-dec 500 and 300 Saliva Ejector Vacuum Instrument Assemblies

52" tubing for A-dec 351 & 551 chair-mounted assistant's instrumentation  
 63" tubing for A-dec 352, 353, 541, & 545 assistant's instrumentation



REF	DESCRIPTION	PART NUMBER	PRICE
<b>Standard SE Valve</b> (for standard or 10 mm tubing)			
1	Standard SE valve assembly	12.1258.00	
2	Tip o-ring (10)	034.107.01	
3	SE rotor assembly	12.1093.00	
4	Rotor o-ring (10)	034.012.01	
5	Screen (10)	11.1235.01	

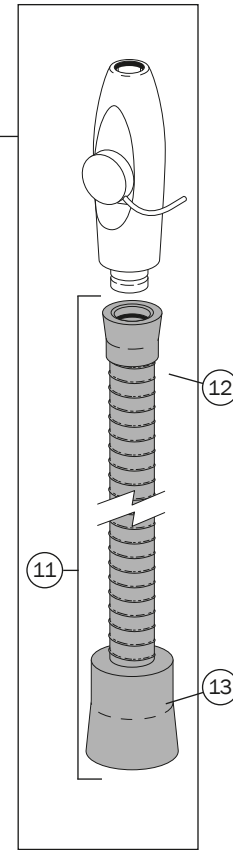


## Standard tubing

REF	DESCRIPTION	SURF	GRAY 3	PRICE
6	<b>Standard SE Assembly</b> with standard tubing, valve, and (2) tailpieces			
	With 52" (1,321 mm) tubing	-	12.1227.01	
	With 63" (1,600 mm) tubing	-	12.1235.01	
7	<b>Standard Tubing</b> with (2) tailpieces			
	With 52" (1,321 mm) tubing	-	12.1231.01	
	With 63" (1,600 mm) tubing	-	11.1306.01	
<b>Tailpieces</b>				
8	Tailpiece for valve end	12.1229.01	12.1229.03	
9	Tailpiece for vacuum end	11.1303.01	11.1303.03	

## EasyFlex tubing

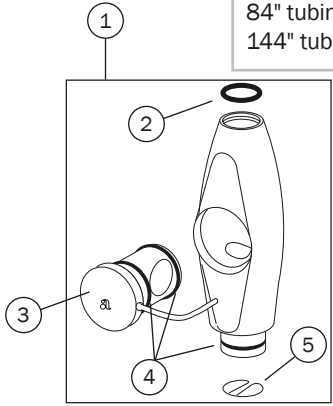
REF	DESCRIPTION	GRAY 3	PRICE
10	<b>Standard SE Assembly</b> with EasyFlex tubing, valve, and (2) tailpieces		
	With 52" (1,321 mm) tubing	12.1228.01	
	With 63" (1,600 mm) tubing	12.1236.01	
11	<b>EasyFlex Tubing</b> with (2) tailpieces		
	With 52" (1,321 mm) tubing	12.1232.01	
	With 63" (1,600 mm) tubing	11.1307.01	
<b>Tailpieces</b>			
12	Tailpiece for valve end	11.1283.03	
13	Tailpiece for vacuum end	11.1302.03	



Tubing

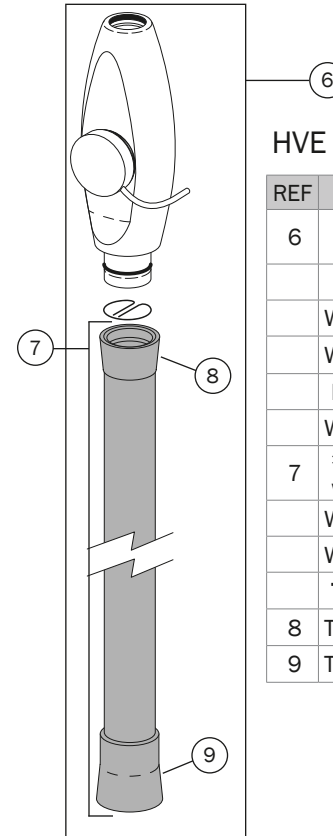
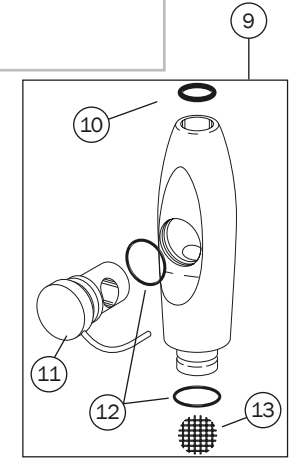
# Cascade & Performer High Volume Evacuator & Saliva Ejector Vacuum Instrument Assemblies

72" tubing for Performer with AVS  
 84" tubing for Cascade and Radius chair-mount and 12 o'clock assistant's instrumentation  
 144" tubing for Cascade cart and wall-mount instrumentation



REF	DESCRIPTION	PART NUMBER	PRICE
	<b>Standard (11 mm) HVE Valve</b> (for ½ inch or 16 mm tubing)		
1	Standard (11 mm) HVE valve assembly	11.1335.00	
2	Tip o-ring (10)	034.013.01	
3	HVE rotor assembly	11.1074.00	
4	Rotor o-ring (10)	034.014.01	
5	Spring clip spring (5)	11.0998.01	

REF	DESCRIPTION	PART NUMBER	PRICE
	<b>Standard SE Valve</b> (for standard or 10 mm tubing)		
9	Standard SE valve assembly	12.1258.00	
10	Tip o-ring (10)	034.107.01	
11	SE rotor assembly	12.1093.00	
12	Rotor o-ring (10)	034.012.01	
13	Screen (10)	11.1235.01	

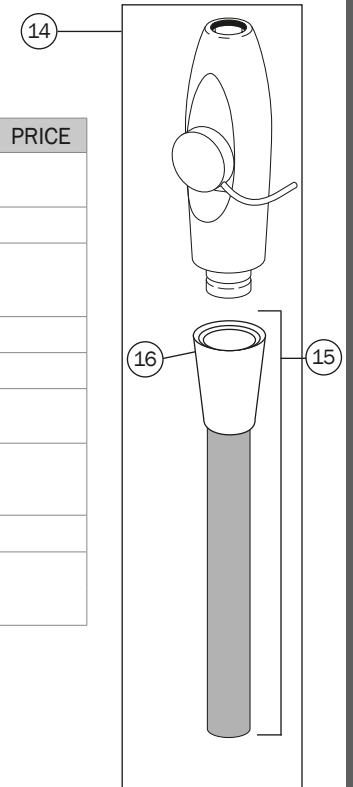


## HVE with ½ inch tubing

REF	DESCRIPTION	SURF	GRAY 3	PRICE
6	<b>HVE Assembly</b> with ½ inch tubing, valve, and (2) tailpieces			
	<b>Standard (11 mm) HVE</b>			
	With 84" (2,434 mm) tubing	11.1025.02	11.1025.04	
	With 144" (3,658 mm) tubing	11.1025.12	-	
	<b>Performer HVE for AVS</b>			
	With 84" (2,434 mm) tubing	-	11.1127.01	
7	<b>½ inch Tubing</b> with (2) tailpieces			
	With 84" (2,434 mm) tubing	11.1363.00	11.1363.01	
	With 144" (3,658 mm) tubing	11.1364.00	11.1364.01	
	<b>Tailpieces</b>			
8	Tailpiece for valve end	11.1027.00	11.1027.01	
9	Tailpiece for vacuum end			

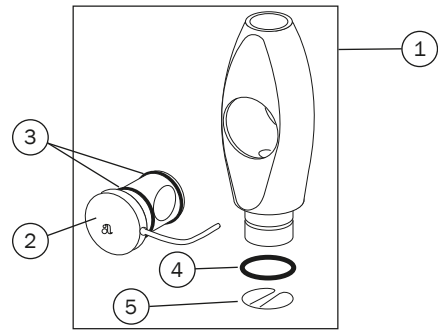
## SE with Standard Tubing

REF	DESCRIPTION	SURF	GRAY 3	PRICE
14	<b>SE Assembly</b> with standard tubing, valve, and (1) tailpiece			
	<b>Standard SE</b>			
	With 84" (2,434 mm) tubing	12.0910.06	12.0910.08	
	With 144" (3,658 mm) tubing	12.0910.12	12.0910.13	
	<b>Performer SE for AVS</b>			
	With 72" (1,829 mm) tubing	-	12.1246.00	
15	<b>Standard Tubing</b> with (1) tailpiece			
	With 84" (2,434 mm) tubing	-	12.1268.01	
	With 144" (3,658 mm) tubing	12.1270.00	12.1270.01	
16	<b>Tailpiece for Valve End</b>			
	For standard SE	12.1088.00		
	For Performer SE for AVS			

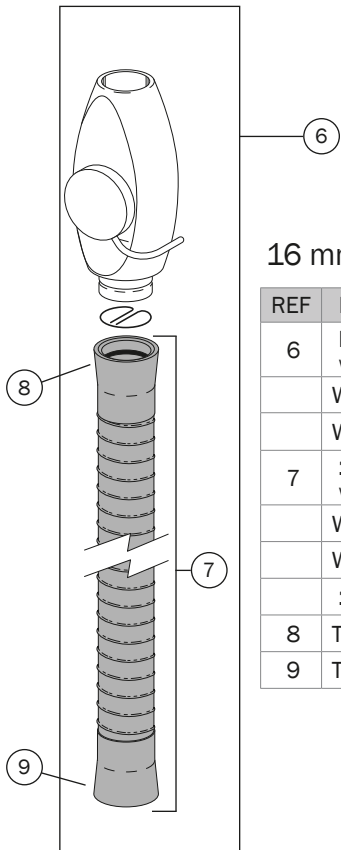


# Large Bore (15 mm) HVE Assembly & Conversion Kit for A-dec 500, 300, and Cascade Families

52" tubing for A-dec 351 & 551 chair-mounted assistant's instrumentation  
 63" tubing for A-dec 352, 353, 541, & 545 assistant's instrumentation



REF	DESCRIPTION	PART NUMBER	PRICE
<b>Large Bore (15 mm) HVE Valve (for 16 mm Tubing)</b>			
1	Large bore (15 mm) HVE valve assembly	12.1257.00	
2	HVE rotor assembly	12.1116.00	
3	Rotor o-ring (10)	034.019.01	
4	Tail end o-ring (10)	034.018.02	
5	Spring clip spring (5)	12.1109.01	



## 16 mm tubing


REF	DESCRIPTION	SURF	GRAY 3	PRICE
6	<b>Large Bore (15 mm) HVE Assembly</b> with 16 mm tubing, valve, and (2) tailpieces			
	With 52" (1,321 mm) tubing	-	11.1287.01	
	With 63" (1,600 mm) tubing	-	11.1315.00	
7	<b>16 mm Tubing</b> with (2) 16 mm tailpieces			
	With 52" (1,321 mm) tubing	-	11.1293.01	
	With 63" (1,600 mm) tubing	-	12.1238.01	
<b>16 mm Tailpieces</b>				
8	Tailpiece for valve end	12.1121.00	11.1301.03	
9	Tailpiece for vacuum end	12.1121.00	11.1301.03	


## HVE Conversion Kits (not pictured)

DESCRIPTION	SURF*	GRAY 3	PRICE
<b>Large Bore (15 mm) HVE Kit with Tips</b> with holder, 16 mm tubing, valve, and (2) tailpieces			
With 52" (1,321 mm) tubing	11.1393.00	11.1373.00	
With 60" (1,524 mm) tubing	-	90.1825.00	
With 63" (1,600 mm) tubing	11.1395.00	11.1371.00	
<b>Large Bore (15 mm) HVE Kit without Tips</b> with holder, 16 mm tubing, valve, and (2) tailpieces			
With 52" (1,321 mm) tubing	11.1392.00	11.1372.00	
With 60" (1,524 mm) tubing	-	90.1806.00	
With 63" (1,600 mm) tubing	11.1394.00	11.1370.00	
<b>Dürr Cannulas</b>			
20 piece package	11.1374.00		



NOTE: \*Surf kits available with Gray tubing only

# Saliva Ejector, HVE, Vacuum and Umbilical, Flex, Foot Control, and Convolute

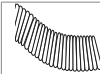
Saliva Ejector Tubing, Vinyl		LENGTH	DARK SURF	GRAY 3	PRICE
	3/8" (9.5 mm) OD	10' (3 m)	024.142.03	024.218.03	
		50' (15 m)	024.142.01	024.218.02	

High Volume Evacuator (HVE) Tubing, Vinyl		LENGTH	DARK SURF	GRAY 3	PRICE
	1/2" (12.7 mm) ID	10' (3 m)	024.144.03	024.221.01	
		50' (15 m)	024.144.01	024.221.02	

Vacuum and Umbilical Tubing	LENGTH	GRAY 3	PRICE
<b>25 mm, Smooth Exterior, Tubing, Gray 3</b>			
For 200, 300, 551, 461, 561	12' (4 m)	024.256.01	
For 200, 300 (retrofit), 551	8' (2.5 m)	024.256.02	
<b>20 mm, Smooth Exterior, Tubing, Gray 3</b>			
For 200, 300, 551, 461, 561	12' (4 m)	024.255.01	
For 200, 300, 551	7' (2 m)	024.255.02	
<b>25 mm, Externally Corrugated, Tubing, Gray 3</b>			
For 541, 545, Performer	9' (2.7 m)	024.257.02	
For 200, 300, 500, Performer	25' (8 m)	024.257.03	
<b>20 mm, Externally Corrugated, Tubing, Gray 3</b>			
For new Performer	12' (4 m)	024.258.03	
<b>3" (76.2 mm), Externally Corrugated, Tubing, Gray 3</b>			
For 511, 411, 311 (A&B), Performer	22" (559 mm)	024.273.01	
For 551, 561, 461	10' (3 m)	024.273.00	

Foot Control Tubing		LENGTH	GRAY 3	PRICE
	Foot control III 1/4" tubing	10' (3 m)	024.248.01	
		50' (15 m)	024.248.03	
	A-dec 300/500 foot control 5/16" tubing	10' (3 m)	024.214.01	
		50' (15 m)	024.214.02	

## Convolute Tubing for Vacuum or Umbilical

 Inside diameter	LENGTH	DARK SURF	GRAY 3	PRICE
1/2" (12.7 mm)	10' (3 m)	024.193.01	-	
	50' (15 m)	024.193.03	-	
5/8" (15.9 mm)	10' (3 m)	024.152.01	-	
	50' (15 m)	024.152.03	-	
3/4" (19 mm) Compatible with 4631, 7115, and 1040	10' (3 m)	024.192.01	-	
	50' (15 m)	024.192.03	-	
<b>1 1/2" (38 mm)</b>	<b>10' (3 m)</b>	<b>024.166.01</b>	-	
	50' (15 m)	024.166.03	-	
1 3/4" (45 mm)	10' (3 m)	024.153.18	024.232.01	
	50' (15 m)	024.153.20	-	
2" (50 mm) Compatible with Cascade units	10' (3 m)	024.191.05	-	
	50' (15 m)	024.191.07	-	

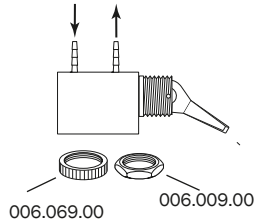
EasyFlex Tubing Kits		LENGTH	PART NUMBER	PRICE
	16 mm HVE kit	8' (2.5 m)	90.1576.00	
	SE kit	8' (2.5 m)	90.1598.00	
	1/2" HVE Kit	8' (2.5 m)	90.1676.00	



# Momentary

## 2-Way Toggle

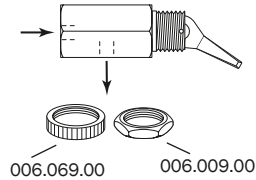
33.0009.04



- Use for air or water
- Panel mount 1/2" hole (1/4" max. panel thickness)
- 3/8" barbs
- Surf 4 plastic toggle

## 2-Way Toggle


33.0034.02



- Use for air or water
- Panel mount 1/2" hole (1/4" max. panel thickness)
- 10 - 32 ported
- Surf 4 plastic toggle

## Toggle Valve for AVS

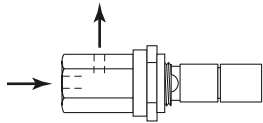
90.1210.00 Kit, valve



- White 2 toggle
- Operates saliva ejector

## 2-Way Push-Button

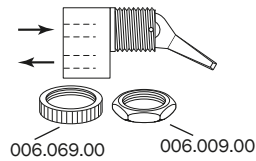
33.0108.02



- Use on Decade cuspidor bowl rinse and cup fill
- Panel mount
- 10 - 32 ports
- Metal button

## 2-Way Toggle

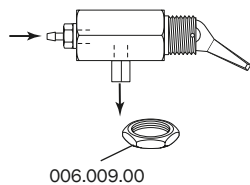
42.0683.04



- Use for air or water
- Panel mount 1/2" hole (1/4" max. panel thickness)
- 10 - 32 rear ported
- Surf 4 plastic toggle

## 2-Way Toggle

33.0008.02



- Use on cuspidor cup fill spout
- Panel mount 1/2" hole (1/4" max. panel thickness)
- 3/8" barb, 10 - 32 female coupling
- Surf 4 plastic toggle

## Flush Toggle Valve

33.0168.01 Flush toggle Gray 3



- For A-dec 500 and 300
- 4-way
- 1/8" barbs

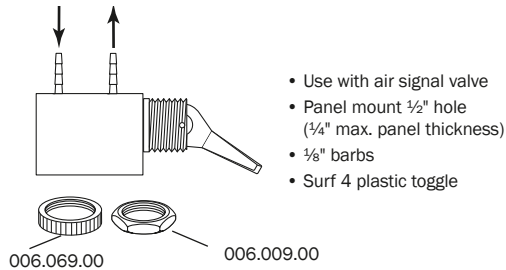
# Manual On/Off and Coolant

## NOTE

Use two-way (non-exhausting) control valves for air, water and cuspidor bowl rinse and cup fill applications. Use three-way (exhausting) control valves for the master toggle, air coolant and water coolant signal applications.

## 3-Way Toggle

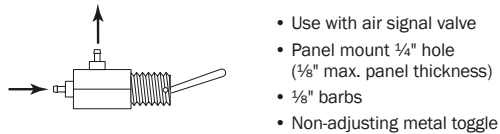
33.0048.05 Surf 4 toggle



- Use with air signal valve
- Panel mount 1/2" hole (1/4" max. panel thickness)
- 1/8" barbs
- Surf 4 plastic toggle

## 3-Way Sub-Miniature Toggle

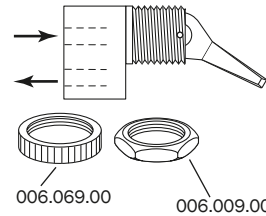
026.123.00



- Use with air signal valve
- Panel mount 1/4" hole (1/8" max. panel thickness)
- 1/8" barbs
- Non-adjusting metal toggle

## 2-Way Toggle Valve Kit 3-Way Toggle Valve Kit

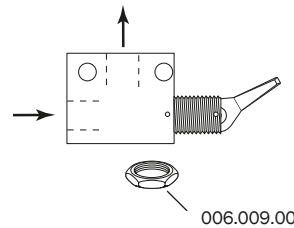
33.0096.02 2-way  
33.0080.03 3-way



- Panel mount 1/2" hole (1/4" max. panel thickness)
- 10 - 32 ports
- Surf 4 plastic toggle
- 2-way, air or water
- 3-way, air

## 2-Way Toggle

12.1070.01



- Use for Performer
- 1/8" MPT ports
- Surf 4 toggle

## Master Toggle Valves

33.0131.02 For Cascade/Radius Surf 4  
33.0173.00 For chair mounted 300 or 500 delivery  
33.0182.01 For 541 / 545 delivery  
90.1189.00 For A-dec 300 with no delivery  
33.0048.05 For A-dec 500 Surf 4

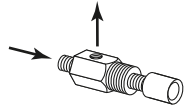


- On/Off toggles

# Needle

## Needle Valve, Key

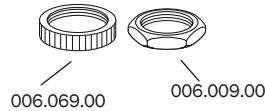
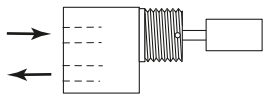
12.0920.00



- Use for air applications
- For Cascade cuspidor-timed circuits
- Manifold mounting
- 10 - 32 male inlet
- 10 - 32 female outlet

## Flow Control Needle Valve Fine Adjustment

33.0084.01

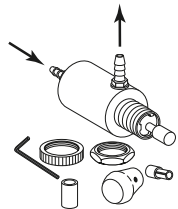


- Use for coolant water
- Panel mount 1/2" hole  
(3/4" max panel thickness)
- 10 - 32 rear ports
- Plastic black stem

## Control Valve Assemblies

13.0361.00 Plastic stem

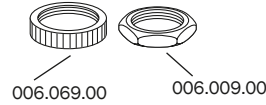
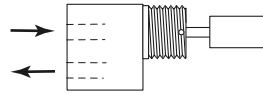
13.0350.00 Brass stem



- Use for air or water applications
- Panel mount 1/2" hole  
(3/4" max. panel thickness)
- 10 - 32 ports

## Flow Control Needle Valve Coarse Adjustment

33.0085.02

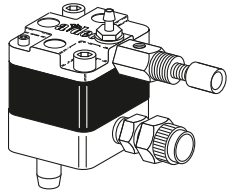


- Use for air or water
- Panel mount 1/2" hole  
(3/4" max panel thickness)
- 10 - 32 rear ports
- White plastic stem

# Relay

## Time Bowl Rinse Relay

12.0913.00

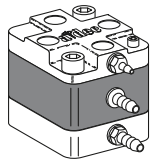


- For Cascade cuspidor
- 3/8" female Poly-Flo
- 1/8" barb
- 3/8" x 1/4" barb

## Cup Fill Relay and Cup Fill Timer Stabilizer Kit

12.0934.00 Cup fill relay

90.0456.00 Stabilizer kit



12.0934.00



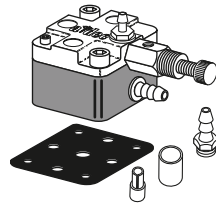
90.0456.00

- For Cascade cup fill
- 1/8" and 1/4" barb

NOTE: Kit replaces the cup fill timer and improves flow adjustment.

## Time Delay Relay

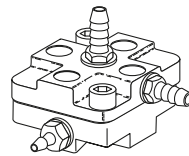
42.0534.00



- For filter regulator manifolds and Excellence cuspidor
- 1/8" and 1/4" barb
- 9-hole gasket, 24.0137.01 (10)

## Relay Valve with Holdback

34.0043.00



- For tooth dryer
- Non-Cascade
- 1/8" barbs (1)
- 1/4" barbs (2)

## Service Tip

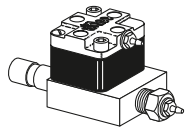
Air bubbles in the water or sputtering may be caused by:

- Loose syringe handle
- Defective o-ring on the connector tube at the syringe terminal
- Leaking diaphragm in the water regulator
- Leaking diaphragm in any water relay valve

# Shut-off and Selector

## Air-Actuated Water Shut-off

34.0031.00

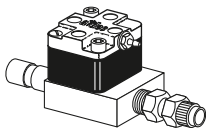


- Inlet 3/8" male compression fitting
- 1/8" barb

## Air-Actuated Water Shut-off

34.0032.00 1/4" Poly-flo

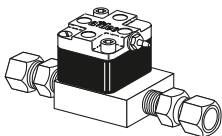
34.0033.00 3/8" Poly-flo



- Inlet 3/8" male compression fitting
- 1/4" poly sleeve with 1/4" poly adapter

## Air-Actuated Water Shut-off

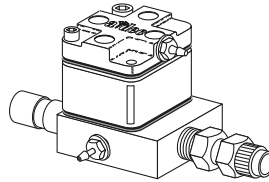
34.0036.00



- Inlet and outlet 3/8" female compression fittings
- For Preference dental furniture sink

## Air-Actuated Air Shut-off

34.0037.01 1/4" Poly-flo

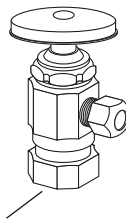


- Inlet 3/8" male compression fitting

## Manual Shut-off

026.062.00 1/2" inlet, 3/8" compression outlet

026.158.00 1/2" threaded inlet, 3/8" compression outlet



026.158.00 shown

- Inlet 1/2" compression or 1/2" female pipe thread
- Outlet 3/8" compression
- Nickel plated brass

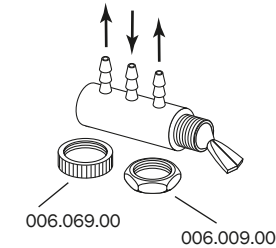
## Service Tip

Restricted water flow could be the result of a clogged screen in the manual shut-off valve. To check:

1. Turn off the master on/off valve toggle.
2. Bleed off system pressure.
3. Turn OFF manual shut-off valve.
4. Remove water filter/regulator.
5. Check screen.

## 3-Way Selector

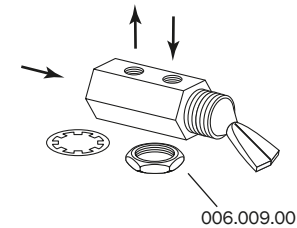
33.0104.05



- Air applications only
- 2 position, 3-way
- 3/8" barbs
- Surf 4 plastic toggle

## Ported 3-Way

82.0305.04

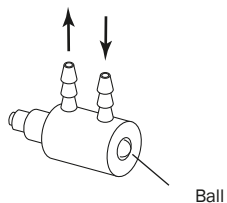


- Air or water applications
- 10 - 32 ports (3)
- Panel mount
- Surf 4 plastic toggle
- City Water toggle

# Micro and Actuator

## 2- or 3-Way Micro

33.0134.00 2-way (brass)  
33.0138.00 3-way (SST)



- 2-way, (brass ball) for Cascade bowl rinse and Excellence
- 3-way, stainless steel ball (SST), for Cascade cup fill and Excellence (replaces 29.0185.00)

## In-line Check

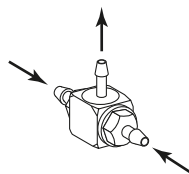
026.073.02



- 1/8" tubing barbs
- 15 psi minimum
- Arrow indicates direction of flow

## Shuttle

026.074.01



- 1/8" tubing barbs

## Tee Check

27.0005.03



- For Century I and II handpiece flush
- 1/8" barbs
- Arrow indicates direction of flow

## 2-Way Air Bleed

33.0132.00



- For Cascade unitized holder
- Use for air bleed
- Snap fit mounting
- 1/8" barb

## 2-Way Air Bleed

33.0025.00



- For Excellence holder and Cascade individual holder
- Use for air bleed
- Snap fit mounting
- 1/8" barb

## 2-Way Air Bleed

33.0025.01

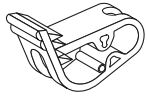


- For Continental whip and Excellence cuspidor
- Use for air bleed
- Snap fit mounting
- 1/8" barb

# Components

## Single Flow Restrictors

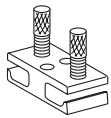
025.052.00 3/8" OD tubing



3/8" Plastic

## Double Flow Restrictor

23.0173.00



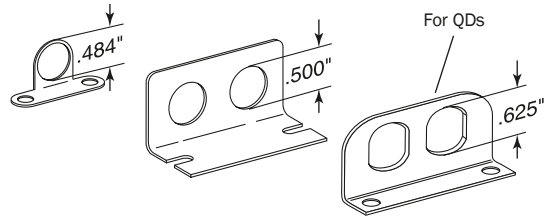
- 1/8" OD tubing
- Used for 3-way air/water syringe flow control
- O-ring added to adjustment screw for shipping. Discard after screw adjustment.

## Panel Mounting Brackets

026.036.00 Single

42.0701.00 Double

56.0339.00 Double for QDs



## Toggle, on/off

33.0031.02 Pin and toggle kit, Surf 4

22.0462.02 Toggle, Surf 4

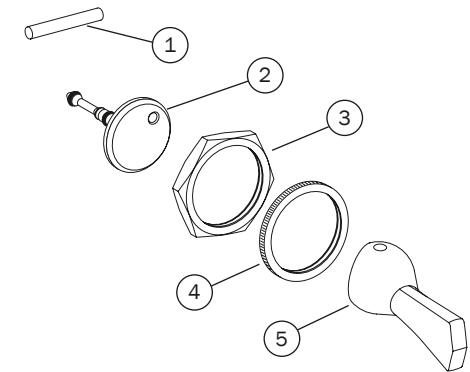
22.0462.03 Toggle, White

011.038.01 Pin (5)



## Toggle, Momentary

1,5	33.0037.02 Toggle and pin kit	
1	011.038.01 Straight pin, .062 Dia x .430, (5)	
2	29.0830.00 Stem w/o-ring, 2 way	
3	006.009.00 Hex nut <sup>15</sup> / <sub>32</sub> -32" x <sup>9</sup> / <sub>16</sub> " x <sup>3</sup> / <sub>32</sub> "	
4	006.069.00 Knurl nut, <sup>15</sup> / <sub>32</sub> -32"	
5	Momentary toggle lever	
	33.0036.02, Surf	
	33.0036.03, Gray 3	







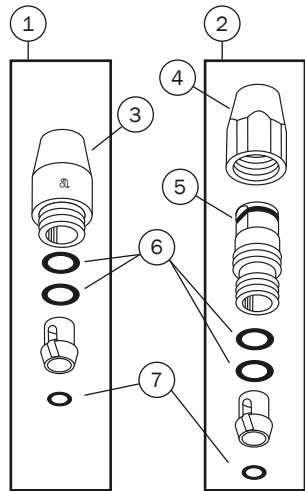
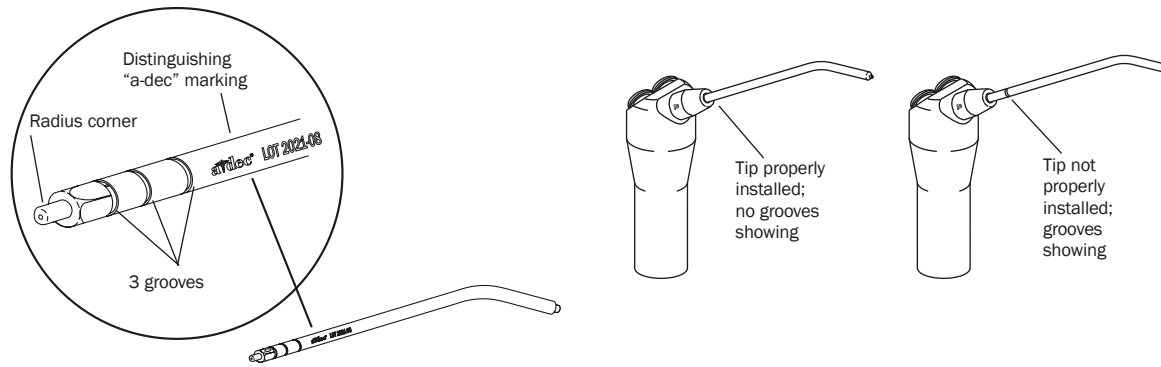
# Tips and Retainers

## Use Only A-dec Syringe Tips

Use of syringe tips manufactured by a company other than A-dec may result in damage to the o-rings inside the syringe tip retainer assembly. Damage to these o-rings can result in syringe tip ejection. Many disposable syringe tips have sharp corners on the water tube, which cut the o-ring sealing the water from the air in the tip.

To help you easily identify genuine A-dec syringe tips, a distinguishing "a" mark is located above three grooves on each tip. A-dec syringe tips also have a bright nickel chrome finish.

The nickel chrome finish on A-dec's syringe tips is not affected by cleaning solutions containing ammonia or amines. While A-dec tips are not affected by these solutions, we discourage the use of these chemicals when cleaning A-dec or any other manufacturers' syringe tips since tips from different manufacturers are often mixed together in the dental office.



## Syringe Nut Assemblies

REF	DESCRIPTION	PART NUMBER	PRICE
1	Syringe nut assembly, non-locking	23.1112.00	
2	Syringe nut assembly, locking	23.1090.00	
3	Non-locking nut, with o-ring	23.1111.01	
4	Locking nut	23.1103.00	
5	O-ring, 0.176" ID x 0.040" W (10)	035.030.01	
6	O-ring, 0.114" ID x 0.070" W (10)	035.062.01	
7	O-ring, 0.056" ID x 0.060" W (10)	034.007.01	

## Standard Syringe Tip

23.0872.01 (5)

23.0872.02 (25)

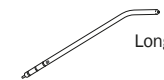


- Autoclavable
- Standard size 3 ¼" (83 mm)
- Specially designed for A-dec syringes

## Syringe Tips

23.0464.00 Long (1)

23.0465.00 Short bend (1)



Long



Short bend

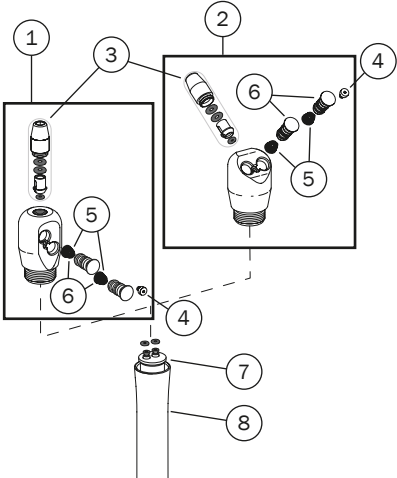
- Autoclavable
- Long size 5 ¼" (133 mm)
- Short bend 3 ¼" (83 mm)
- Specially designed for A-dec syringes

## Air-only Syringe

23.1337.00 Tubing syringe assembly

1 button, Gray 3, 56"

# Autoclavable Syringe Assemblies



## Autoclavable Mini Head Syringe Assemblies

REF	DESCRIPTION	PART NUMBER	PRICE
1	Continental syringe head assembly, small	23.1277.00	
2	Traditional syringe head assembly, small	23.1278.00	
3	Syringe nut assembly, non-locking	23.1112.00	
	Syringe nut assembly, locking	23.1090.00	
4	Syringe button screw, 2-56 (5)	23.1193.01	
5	Conical compression spring (10)	013.064.01	
6	Button valve assembly (2)	23.1232.01	
7	Terminal barb assembly	23.1361.00	
	Quick disconnect terminal barb assembly	23.1403.00	
8	Syringe handle	23.1250.00	

## Autoclavable Syringe Assemblies

DESCRIPTION	PART NUMBER GRAY 3	PRICE
<b>Full Assemblies</b> (Includes syringe, tubing, terminal barb assembly, and flow control clamp)		
Traditional syringe assembly, 7' (2,134 mm)	23.1375.00	
Traditional syringe assembly, 12' (3,657 mm)	23.1376.00	
Traditional syringe assembly, with QD terminal barb assembly, 7' (2,134 mm)	23.1374.00	
Traditional syringe assembly, with QD terminal barb assembly, 11' (3,353 mm)	23.1402.00	
Continental syringe assembly, with QD terminal barb assembly, 7' (2,134 mm)	23.1373.00	
<b>Tubing Assemblies</b> (Includes collet, bushing, retainer, retainer spring, and uni-clamps)		
Syringe tubing assembly, 7' (2,134 mm)	23.1404.00	
<b>Tubing</b> (Tubing only, without end attachment hardware)		
Straight 3-hole tubing, 7' (2,134 mm)	024.260.01	
Straight 3-hole tubing, 12' (3,657 mm)	024.260.02	

# Syringe Component Kits

## Autoclavable Syringe Valve Kit

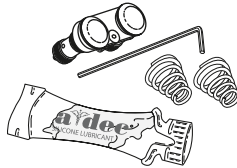
23.1234.00



- For syringes beginning October 1995
- Includes button valves, springs, retaining screw, hex key, and silicone lubricant

## 2-Button Conversion Kit

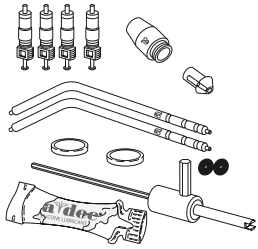
23.1194.00



- Converts from single autoclavable button to two autoclavable buttons
- Includes: (2) valve assemblies, (1) spacer, screw, (2) springs, silicone lubricant, and hex key

## Uni-Flo and Tri-Flo Syringe Service Kit


23.0019.00



- Includes two syringe tips, nut, four valves, two diaphragms, two o-rings, valve core removal tool, and lubricant

## Strain Relief Installation Tool

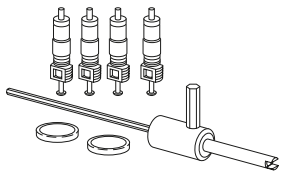
23.1349.00



- For syringe tubing

## Uni-Flo and Tri-Flo Syringe Valve Core Service Kit

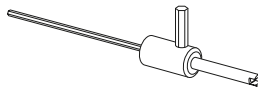
23.0018.00



- Includes four valve cores, two syringe button diaphragms, and valve core removal tool

## A-dec syringe tool

98.0010.00



- A-dec's syringe tool incorporates:
  - A valve core removal tool
  - A 3/32" hex wrench for syringe flow adjustment
  - A 5/32" hex wrench for removing and installing the syringe tip insert

## Service Tips

USE ONLY A-DEC SILICONE LUBRICANT (98.0090.01)

Using petroleum-based lubricants (jellies, creams, or lotions) causes the o-rings in the syringe to swell and/or deteriorate, resulting in syringe malfunction or failure.


USE ONLY A-DEC SYRINGE TIPS

Using disposable syringe tips or tips manufactured by a company other than A-dec may result in damage to the o-rings inside the tip retainer nut assembly. Damaged o-rings may result in syringe tip ejection.

Identify genuine A-dec tips by the "a" located above three grooves on each tip.

## Torque Adapter Tool

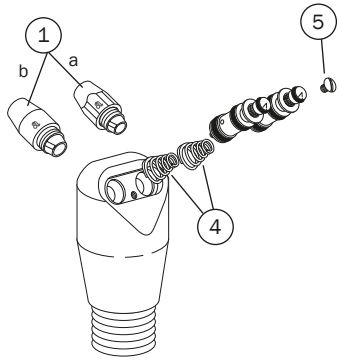
23.1354.00



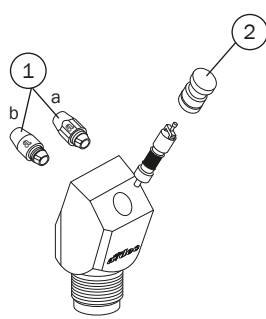
- For syringe nut

# Legacy Syringe Assemblies

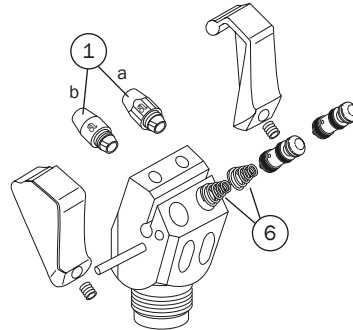
EZ-Clean Syringe (service parts only)



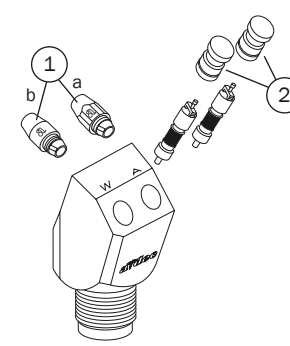
Uni-Flo Syringe (service parts only)



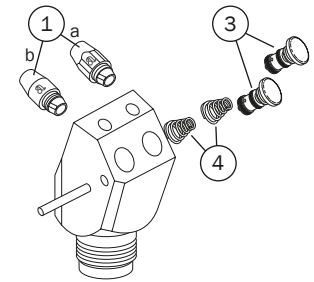
Lever Syringe (service parts only)



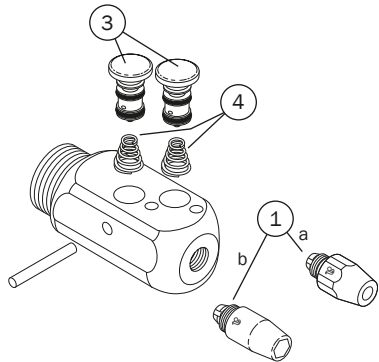
Tri-Flo Syringe (service parts only)



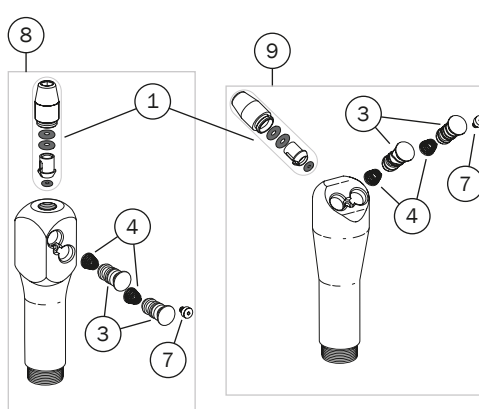
Soft-Touch Syringe (service parts only)



Continental Pencil Syringe (service parts only)



Autoclavable Syringe Assemblies



## Legacy Syringe Service Parts

REF	DESCRIPTION	PART NUMBER	PRICE
1	a - Locking nut	23.1090.00	
	b - Non-locking nut	23.1112.00	
2	Button assembly (2)	23.0020.02	
3	Button valve assembly (2)	23.1232.01	
4	Spring, compression (10)	013.064.01	
5	Screw (5)	001.002.01	
6	Spring, compression (10)	013.038.01	
7	Syringe button screw, 2-56 (5)	23.1193.01	
8	Continental syringe head assembly	23.1096.00	
9	Traditional syringe head assembly	23.1011.00	

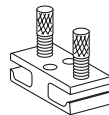
# Components

## Terminal Barb Assemblies

	REF	DESCRIPTION	PART NUMBER	PRICE
	1	Terminal barb assembly, 2 barb, quick disconnect	23.1067.00	
	1	Terminal barb assembly, 2 barb, quick disconnect, mini head	23.1403.00	
	2	Pin (5) 0.062" Dia x 0.430" L	011.038.01	
	3	O-ring, AS568-002 (10)	030.002.02	
	4	Stem, w/o-ring (2)	23.1064.01	
	5	Compression spring (10) 0.088" OD x 0.250"	013.003.01	
	1	Terminal barb assembly, 2 barb, w/o-rings, mini head	23.1361.00	
	1	Terminal barb assembly, 2 barb, w/o-rings	23.1110.00	
	2	O-ring, AS568-002 (10)	030.002.02	
	1	Terminal barb assembly, non-circulating	23.0760.00	
	2	O-ring, AS568-004 (10)	030.004.02	

## Double Flow Restrictor

23.0173.00



- 3/8" OD tubing
- Used for 3-way air/water syringe flow control
- O-ring added to adjustment screw for shipping. Discard after screw adjustment.

## Replacement Handle

23.1250.00



- Use for:  
Autoclavable mini head syringe assemblies

## Replacement Handle

23.1015.00

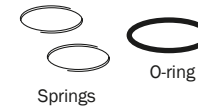


- Use for:  
Autoclavable, and Continental autoclavable syringes

## Syringe Strain Relief Repair Kit

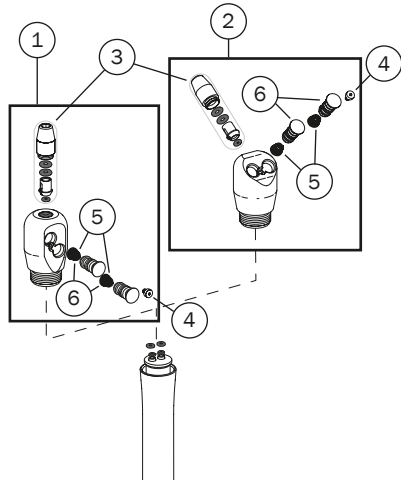
90.0563.00 Repair kit

010.073.01 Spring (5)



- Includes (1) o-ring and (2) retainer springs

# Warm Water



## Autoclavable Warm Water Syringe Assemblies for A-dec 300 and A-dec 500

REF	DESCRIPTION	PART NUMBER	PRICE
1	Continental syringe head assembly, small	23.1277.00	
2	Traditional syringe head assembly, small	23.1278.00	
3	Syringe nut assembly, non-locking	23.1112.00	
	Syringe nut assembly, locking	23.1090.00	
4	Syringe button screw, 2-56 (5)	23.1193.01	
5	Conical compression spring (10)	013.064.01	
6	Button valve assembly (2)	23.1232.01	
	Printed circuit board (Includes mounting hardware)	23.1314.00	
	Printed circuit board for A-dec 545 (Includes mounting hardware)	23.1314.01	

## Warm Water Syringe Tubing

DESCRIPTION	PART NUMBER GRAY 3	PRICE
<b>Full Assemblies</b> (Includes syringe head, tubing, terminal barb assembly, warm water circuit board, and mounting hardware)		
Traditional syringe assembly, 84" tubing with 56" sheath (For use with 532, 542, 332, 334, 336)	23.1290.01	
Traditional syringe assembly, 84" tubing with 62" sheath (For use with 352, 353, 541, 545)	23.1294.01	
Traditional syringe assembly, 120" tubing with 56" sheath (For use with 551)	23.1306.01	
Continental syringe assembly, 84" tubing with 56" sheath	23.1291.01	
<b>Tubing Assemblies</b> (Includes tubing, handle, bushing, retainer, terminal barb assembly, and spring)		
84" tubing with 56" sheath (For use with 532, 542, 541 Dr. Side, 332, 334, 336)	23.1301.01	
84" tubing with 62" sheath (For use with 352, 353, 541 Asst. Side, 545)	23.1299.01	
120" tubing with 56" sheath (For use with 551)	23.1307.00	

## Cascade Low Voltage Water Heater Service Parts

DESCRIPTION	PART NUMBER	PRICE
Heated tubing assembly with terminal, Surf, 5'	23.1198.00	



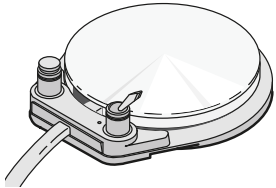
# Assemblies

## Foot Control Assemblies

### Wet/dry foot control

with chip blower/accessory button and wet/dry toggle

- Modulates variable speed operation with foot pressure applied in any position
- Wet/dry toggle operates on/off control for coolant water
- Chip blower for use with air turbine, electric handpiece, A-dec camera, as well as ultrasonic instruments

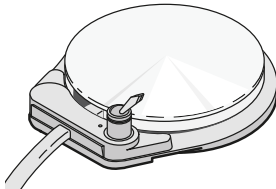


PRODUCT DESCRIPTION	PART NUMBER GRAY 3	PRICE
A-dec 532/533 foot control, 5' (1,524 mm)	38.1829.00	
A-dec 541/542 foot control, 16' (4,876 mm)	38.1829.01	
A-dec 332/333 foot control, 5' (1,524 mm)	38.1862.00	
A-dec 334/335 foot control, 9' (2,743 mm)	38.1838.00	
Cascade/Radius foot control, 9' (2,743 mm)	38.1889.00	

### Wet/dry foot control

with wet/dry toggle

- Modulates variable speed operation with foot pressure applied in any position
- Wet/dry toggle operates on/off control for coolant water
- Use for both the air turbine or electric handpiece



PRODUCT DESCRIPTION	PART NUMBER GRAY 3	PRICE
A-dec 332/333 foot control, 5' (1,524 mm)	38.1834.00	
A-dec 334/335 foot control, 9' (2,743 mm)	38.1821.00	
Cascade/Radius foot control, 9' (2,743 mm)	38.1890.00	

### Lever foot control

wet/dry foot control with chip blower/accessory button

- Superior speed modulation with side to side movement
- Intuitive, eyes free, wet/dry operation
- Ergonomic foot placement during operation

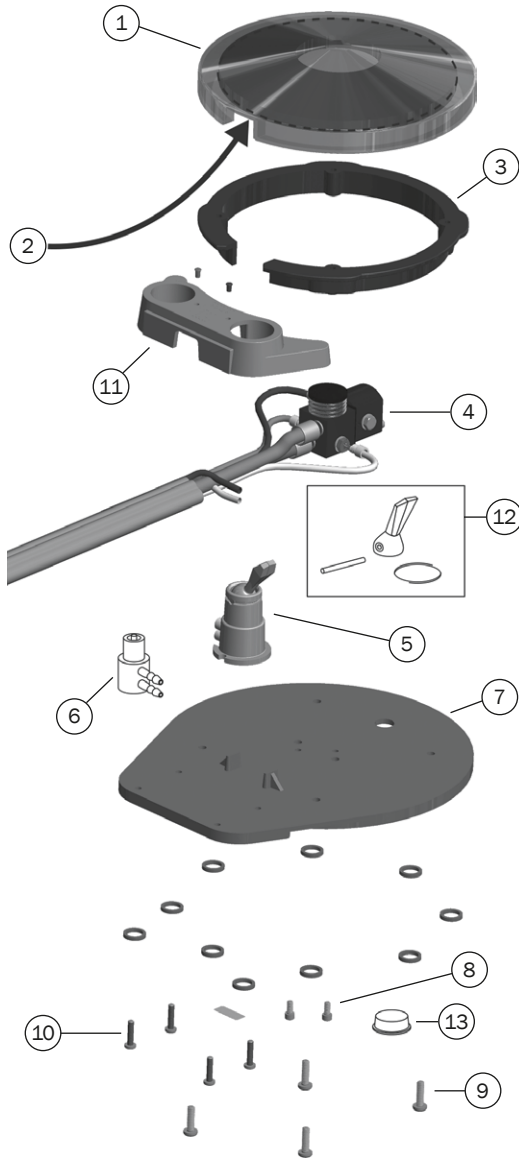


PRODUCT DESCRIPTION	PART NUMBER GRAY 3	PRICE
Lever foot control, 5' (1,524 mm)	38.1871.00	
Lever foot control, 9' (2,743 mm)	38.1871.02	
Lever foot control, 16' (4,877 mm)	38.1871.03	
A-dec 300 chip blower kit	90.1546.00	

# Components

## Wet/Dry Foot Control

Items are compatible with foot control I, II, III, A-dec 500, 300, and 200; unless noted

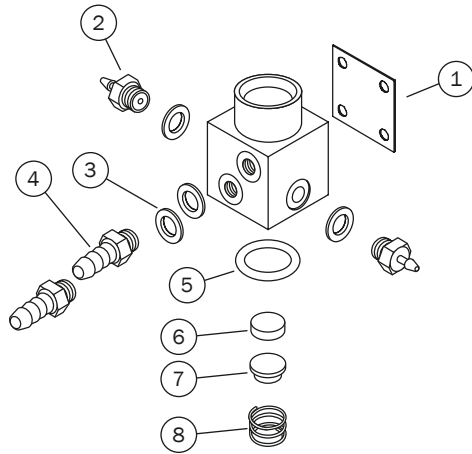


REF	DESCRIPTION	PART NUMBER	PART NUMBER WHITE	PRICE
1	Chrome plated foot control cover (Includes #2 foam liner)	22.0110.00		
2	Foam liner	38.0076.00		
3	Retaining ring, 5" OD (Includes attachment screws) (Not compatible with FC I)	38.0237.00		
4	Regulator assembly (FC III only)	38.0761.00		
5	3-way wet/dry toggle		38.1832.01	
6	3-way micro-valve	33.0138.00		
7	Base assembly (Includes U-cup)		38.0059.03	
8	Screw, socket head, 4-40 x 1/4"	003.078.00		
9	Screw, pan head, Phillips, #6 x 1/2"	003.022.00		
10	Screw, pan head, Phillips, #4 x 1/2"	003.088.00		
11	<b>Accessory housing</b> Two hole (A-dec 500/300/200)		38.1802.01	
12	Wet/dry toggle kit (Includes pin, toggle, and retaining spring)		38.0075.04	
13	Rubber bumpers (25) (1/2" bumper with self-adhesive back)	017.007.01		





# Components

## Foot Control III Valve Assembly



REF	DESCRIPTION	PART NUMBER	PRICE
ALL	Foot control III valve	38.0761.00	
1	Diaphragm, 3/4" square x .013 thick (10)	38.0054.02	
2	Barb, 1/8" x 10-32 (10)	023.004.03	
3	Washer, flat, nylon, .187 ID (10)	004.005.02	
4	Barb, 5/16" x 10-32 (10)	023.805.01	
5	O-ring, .364 ID x .070 wide (10)	030.012.02	
6	Poppet, plastic, foot control	22.0060.00	
7	Cap spring, foot control	22.0050.00	
8	Spring, compression, .312 OD x .25	22.0580.00	

Foot Control Tubing	LENGTH	NO SHEATH	GRAY 3	PRICE
 Foot control III tubing	10' (3 m)	-	024.248.01	
	50' (15 m)*	-	024.248.03	
 A-dec 300/500 foot control tubing	10' (3 m)	-	024.214.01	
	50' (15 m)**	-	024.214.02	

Note: \*A-dec recommends a maximum tubing length of 15' for Cascade/Performer/A-dec 200.

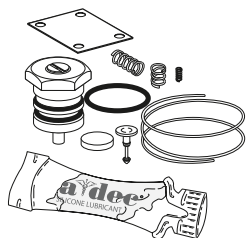
Note: \*\*A-dec recommends a maximum tubing length of 18' for A-dec 300/500.

Exceeding maximum tubing length may result in delayed handpiece activation and coolant air/water shut-off.

# Components

## Foot Control I Valve Service Kit

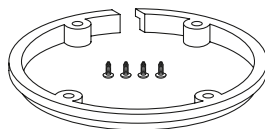
90.0010.00



- For use with foot control I valve (discontinued 1979)

## Foot Control I Retaining Ring

22.0120.00 Gray



- Includes 4 screws 6 x 1/2"

## Service Tip

### WATER LEAKS FROM HANDPIECES AFTER REMOVING FOOT FROM FOOT CONTROL

Some water leaks can be caused by pinched foot control tubing, which blocks the exhaust exit out of the foot control and traps the water coolant signal.

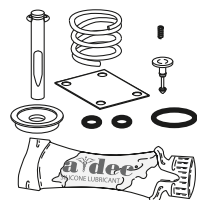
### REMINDER: TROUBLESHOOTING AN ACTIVE FOOT CONTROL

Before removing the foot control disc, move the master On/Off toggle to the OFF position and bleed the system of air pressure. This prevents the foot control stem from being forcefully ejected from the Foot Control II valve.

If the air supply to the foot control must be active while testing, before moving the master On/Off toggle to the ON position, ensure that the stem assembly in the foot control valve cannot be ejected.

## Foot Control II Valve Service Kit

90.0312.00



- For use with foot control II valve (discontinued 1999)

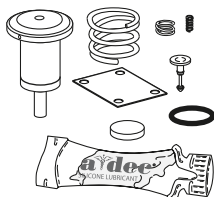
## Euro Conversion Kits

38.0825.00 A-dec 200/300/500/Simulator

38.1764.00 Cascade/Radius/Performer III

## Foot Control III Valve Service Kit

90.0593.00



- For use with foot control III valve (38.0761.00)
- Also use with A-dec 500, 400, and 300 foot controls

## Strain Relief Clip

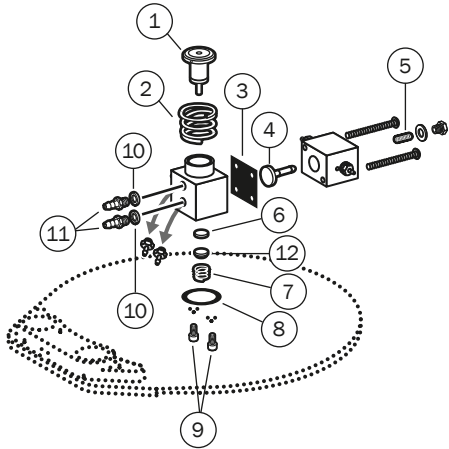
62.0131.00



# Foot Control Service Kits

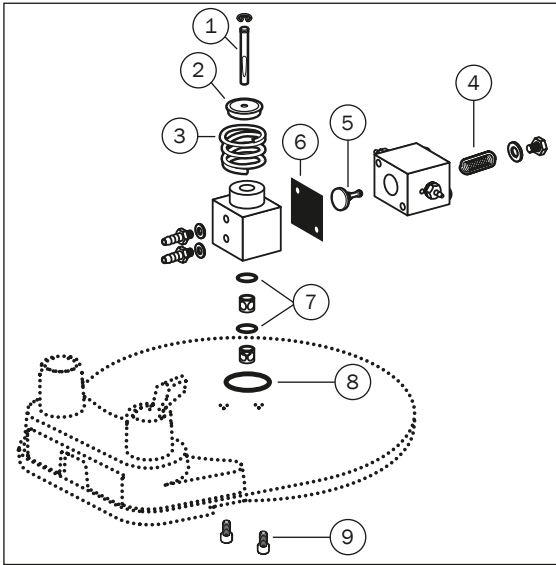
## Action Items

- Inspect o-ring and trim ring, replace as necessary, lubricate o-rings with A-dec silicone lubricant, and check for correct operation.
- Replace diaphragm every five years or more frequently if needed.

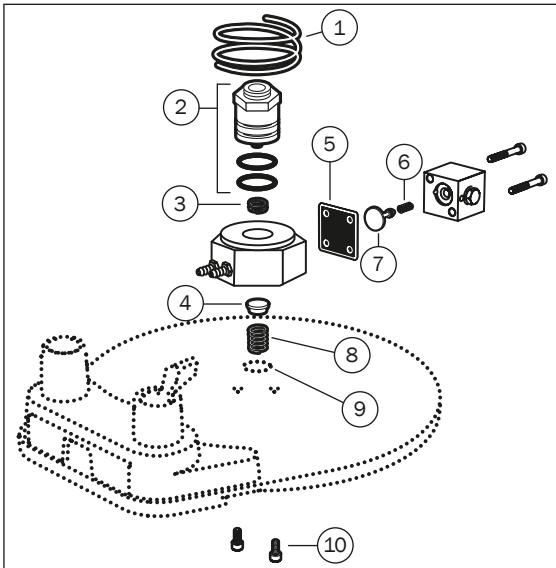


REF	DESCRIPTION	PART NUMBER	PRICE
1-9	Service Kit, Foot Control III Contains items 1-9	90.0593.00	
1	Piston assembly		
2	Compression spring (large)		
3	Diaphragm		
4	Stem with o-rings		
5	Spring		
6	Poppet		
7	Compression spring (small)		
8	O-ring, AS568-012 .364 ID x .070 wall		
9	Screw, soc. hd. 4-40 x 1/4"		
10	Nylon washer		
11	5/16" barb		
12	Spring cap		

# Foot Control Service Kits

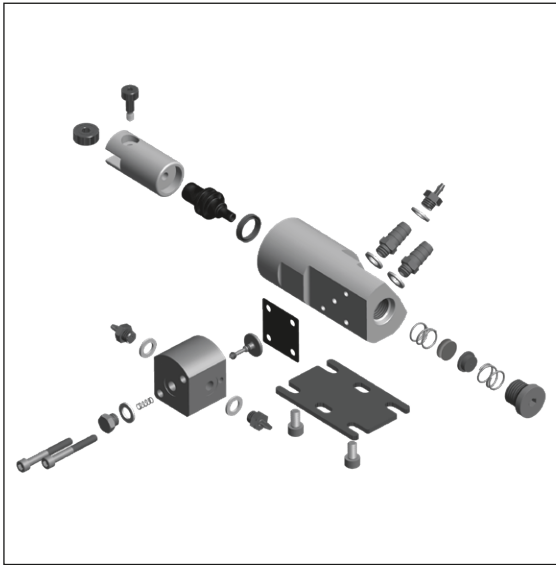


REF	DESCRIPTION	PART NUMBER	PRICE
1-9	Service Kit, Foot Control II Contains items 1-9	90.0312.00	
1	Stem assembly		
2	Return ring		
3	Compression spring, .760 OD x .47 length		
4	Compression spring		
5	Stem with o-rings		
6	Diaphragm		
7	O-ring, AS568-008 .176 ID x .070 wall		
8	O-ring, AS568-012 .364 ID x .070 wall		
9	Screw, socket hd. 4-40 x 1/4"		

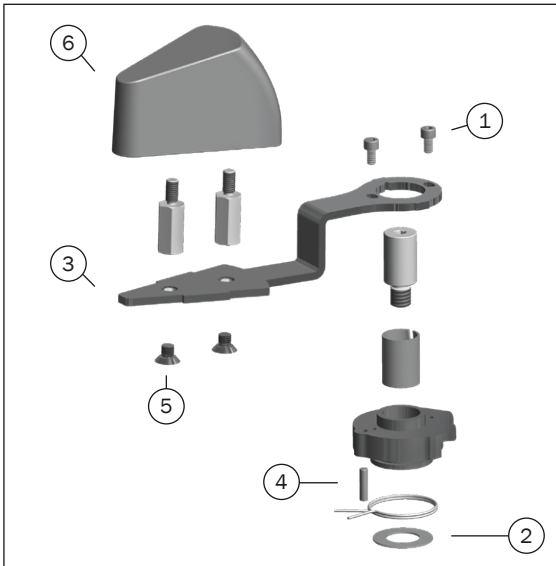


REF	DESCRIPTION	PART NUMBER	PRICE
1-10	Service Kit, Foot Control I Contains items 1-10	90.0010.00	
1	Compression spring, 1.20 OD x .630 LG		
2	Piston assembly		
3	Compression spring, .312 OD x .25		
4	Poppet		
5	Diaphragm		
6	Compression spring, .093 OD x .250		
7	Stem with o-rings		
8	Compression spring		
9	O-ring, .614 ID x .070 wall		
10	Screw, socket hd. 4-40 x 1/4"		

# Lever Foot Control Service Kits



REF	DESCRIPTION	PART NUMBER	PRICE
	Pressure Regulator Assembly	90.1510.00	



REF	DESCRIPTION	PART NUMBER	PRICE
<b>Lever Parts</b>			
1	6-32 x 1/4" screw	001.034.00	
2	Flat washer	004.035.00	
3	Lever	38.1863.00	
4	Pin	011.052.00	
5	Screw	001.224.00	
6	Cover	38.1852.00	



# A-dec 500 and 300 Controls

Full Control Blocks				
Model	3-position	Price	4-Position	Price
532B, 533B	-		38.1876.00	
532A, 533A, 542	-		38.1933.00	
541	-		38.1972.00	
332, 333, 334, 335, 336	38.1971.00		38.1970.00	
200	-		38.1970.01	
41L, 42L	90.1736.00		90.1735.00	

## Control Block Diaphragm

- 38.1787.01 Diaphragm, 4-position blk (5)
- 38.1833.01 Diaphragm, 3-position blk (5)



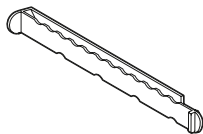
- For A-dec 500 and 300 control blocks

## QD Plug and Barb Retainer

- 026.160.01 QD, plug (5)
- 38.1800.00 Barb retainer, white, 4 position
- 38.1800.01 Barb retainer, white, 3 position
- 38.1879.00 Barb retainer, black, 4 position



- For A-dec 500 and 300 control block
- Includes o-ring












- Barb retainer (white)
- For all deliveries except 532B and 533B



- Barb retainer (black)
- For 532B and 533B

## Adjustment Cartridge/Stem/Key

For models: 532B, 533B, 541 (Effective August 2017), 332, 333, 334, 335, 336, 342, Simulators (Effective 5/30/2018), 200 (Effective June 2017), Performer B (white)

	Water coolant stem, version 1	38.1824.00	
	Water coolant cartridge, version 2	38.1936.01	
	Air coolant stem	38.1825.00	
	Flow adjustment key Does not work for 532B and 533B	38.1823.00	
	Flow adjustment key For 532B and 533B	77.1493.00	
For models: 532A, 533A, 542, 541 (Prior to August 2017), Simulators (Prior to 5/30/2018)			
	Water coolant stem, version 1	38.0516.00	
	Water coolant cartridge, version 2	38.1973.01	
	Air coolant stem	38.0526.00	
	Flow adjustment key (4)	38.1808.01	

## Cartridge Version 2

- 38.1934.01 Water cartridge
- 38.1958.01 Dry cartridge
- 38.1957.01 Washer, gray (5)



- Water cartridge:  
For converting from a dry control block position to a wet block
- Includes washer



- Dry cartridge:  
For converting from a wet control block position to a dry block
- Includes washer

## Cartridge Version 1

- 38.1780.00 Water cartridge
- 38.1783.00 Dry cartridge
- 38.1799.01 Washer, white (5)



- Water cartridge:
- For converting from a dry control block position to a wet block
- Includes washer
- For A-dec 500 and 300 control blocks only

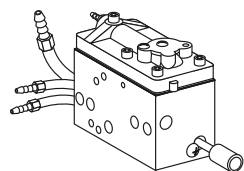


- Dry cartridge:
- For converting from a wet control block position to a dry block
- Includes washer
- For A-dec 500 and 300 control blocks only

# Century Plus

## Century Plus Control Block

- 38.0540.00
- 38.0501.01 3 block kit
- 001.103.00 Mounting block screws



- With pigtails

## Century Plus Cartridges

- 38.0517.00 Air bleed
- 38.0518.00 Check valve
- 38.0520.00 Water valve



Air bleed  
(brass base)



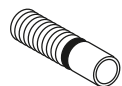
Check valve  
(blue base  
with duckbill)



Water valve  
(red base)

## Drive Air Flow Adjustment Stem

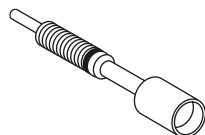
- 38.0510.00 Stem
- 035.034.01 O-ring (10)



- Includes o-ring

## Water Coolant Flow Adjustment Stem

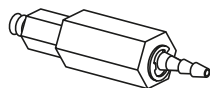
- 38.0516.00 Stem
- 035.034.01 O-ring (10)



- Includes o-ring

## Syringe Flow Control Barb

- 38.0555.00



- For air and water
- 1/8" barb
- 10-32 threaded fitting

## Air Coolant Flow Adjustment Stem

- 38.0526.00 Stem
- 030.003.02 O-ring (10)



- Includes o-ring

## Handpiece Control Adjustment Keys

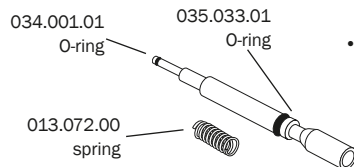
- 98.0867.02 (5)



- Autoclavable adjustment keys
- For use in Cascade and Decade 4400 handpiece controls

## Flush Valve Stem

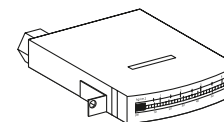
- 38.0525.00 Stem
- 035.033.01 O-ring (10)
- 034.001.01 O-ring (10)
- 013.072.00 Spring



- Includes o-rings

## Gauge, Horizontal

- 39.0822.00



- Panel mount
- 0 - 60 psi
- 1/2" x 1 3/4"
- 6-32 mounting holes
- 10-32 port
- Includes 1/8" barb
- Does not include mounting bracket

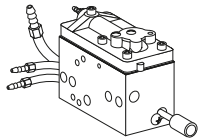


# Century Plus

## Traditional-Style Century Plus Handpiece Control Kits

38.0631.00 Unitized

38.0375.00 Individual w/holder

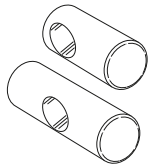


- For Cascade handpiece position
- Includes control block, valve, tie bolts, gasket, and hardware

## Pins for Continental Whip

39.1050.00 Short pin

39.1051.00 Long pin

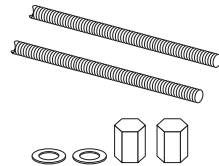


- Short pin used on outer sides of end whips
- Long pin used between whips

## Tie Bolt Kit

38.0504.07 3 blocks

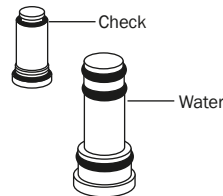
38.0504.08 4 blocks



- Includes (2) bolts, (2) washers, and (2) nuts

## Dry Block Conversion Kit

38.0648.00



- Black base
- Contains (2) plugs (one water, one check valve)

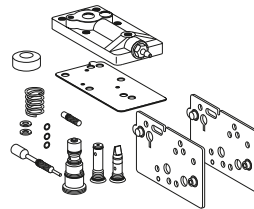
## Century Plus Control Block Service Kit

38.0537.01 Service Kit

001.021.00 Screw

75.0911.01 Fiber-optic switch diaphragm (5)

38.0550.01 Red gasket  
(removed from kit Dec. 2016)



- Includes cartridges, gaskets, stem, diaphragms, cap assembly, actuator, washers, spring, and screws
- Order IOLS diaphragm for systems that also include a Fiber-optic Light Source (75.0911.01)

## Continental Whip Tension Springs

013.015.00 Red 3 lb spring

013.027.00 Green 4 lb spring



- Red 3 lb spring is standard on Cascade
- Green 4 lb spring used for greater return pull on whip arm

## Locking Adjustment Knob

83.0217.00 Flow adjustment knob, locking



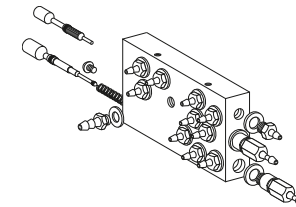
- For use in Cascade and A-dec 500 handpiece controls
- Tool removable from flow adjustment stem

## Century Plus Manifold Assembly for Cascade

38.0524.00 For Cascade

38.0505.00 End cap

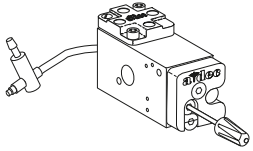
38.0546.00 Top cap



# Century II

## Century II Control Block

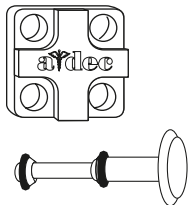
38.0223.02 Block assembly  
38.0234.02 Kit



- Block assembly includes control block, (2) knobs (one gray, one black), and gasket
- Kit includes control block, valve, tie bolts, gasket, holder, and hardware

## Water Valve Cover and Stem Assembly

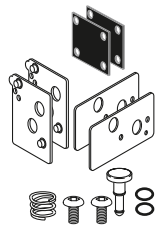
29.0831.00 Stem w/o-rings  
38.0181.00 Valve cover  
38.0054.02 Diaphragm (10)



- For Century II control blocks

## Century II Control Block Repair Kit

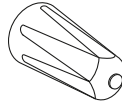
90.0321.00 Kit



- Includes diaphragms, gaskets, o-rings, stem spring, and screws

## Push On Knob Kits for Coolant Stems


027.017.02 Blue dot for water  
027.018.02 Yellow dot for air



- Each kit includes both gray and black knobs w/color dot
- Choose yellow for air coolant and blue for water coolant

## IC Control Block

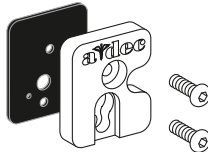
38.0467.00 Block assembly



- Block assembly includes control block, barbs, and caps

## Valve Cover Kit

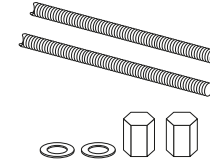
90.0304.00 Kit  
38.0178.00 Cover w/screws  
38.0179.02 Diaphragm (10)



- Includes valve cover, diaphragm, o-rings, and screws

## Tie Bolt Kit

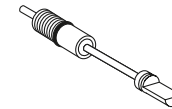
38.0193.01 3 blocks



- Includes (2) bolts, (2) washers, and (2) nuts

## Air and Water Coolant Stem

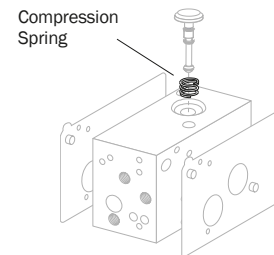
33.0103.00 Stem  
030.004.02 O-ring (10)



- Includes o-ring (030.004.02)

## Compression (Stem) Spring

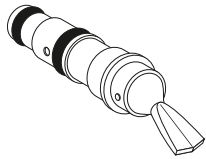
013.025.00



# Century II

## 3-Way Cartridge

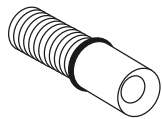
33.0100.02 Surf 4 toggle



- Use for Master on/off and coolant water air signal on/off functions in Century II master block

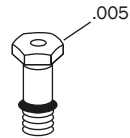
## Adjustable Screw w/O-ring

29.0100.00



## Air Bleed Restrictor

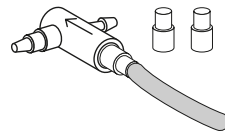
38.0316.00 Restrictor  
030.004.02 O-ring (10)



- Includes o-ring

## Flush/Non-Retractable Handpiece Conversion Kits

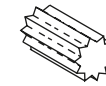
14.0326.00 Non-retraction kit



- Add flush capability to handpiece tubing
- 1 handpiece kit includes teed check valve, uniclamps, and instructions

## Air Bleed Filter

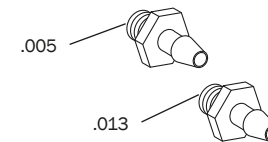
19.0001.03 (2)



- 10 microns

## Air Bleed Restrictor Barbs

023.036.00 .005  
023.070.00 .013  
004.005.02 Washer (10)

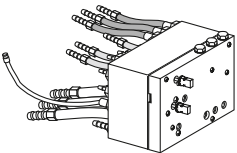


- Requires washer (004.005.01)

# Performer

## Performer Control Block

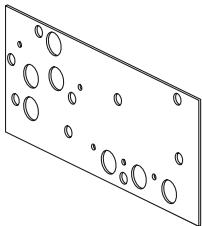
38.0729.00 Block w/pigtails  
 38.1775.00 Service kit, Perf



- Service kit includes: diaphragm, water relay assembly, and water valve actuator

## Performer Control Block Diaphragm

38.0711.01 (5)



## Water Relay Valve Cartridge and Actuator

38.0717.00 Cartridge  
 38.0718.00 Actuator



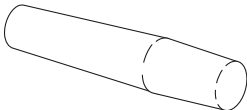
Cartridge



Actuator

## Performer Knob, Push On


027.057.01




- Flow adjustment stem
- Blue

## Coolant Flow Adjustment Stems

38.0712.00 Water stem  
 38.0713.00 Air stem  
 030.004.02 O-ring (10)



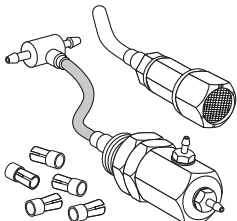
- Water stem  
Includes o-ring



- Air stem  
Includes o-ring

## Performer Pressure Relief Kit

90.1020.00 Kit



- Includes muffler assembly, valve assembly, (5) uni-clamps, and installation instructions

## Flow Control Screw

38.0766.02 Assembly (5)  
 030.004.02 O-ring (10)



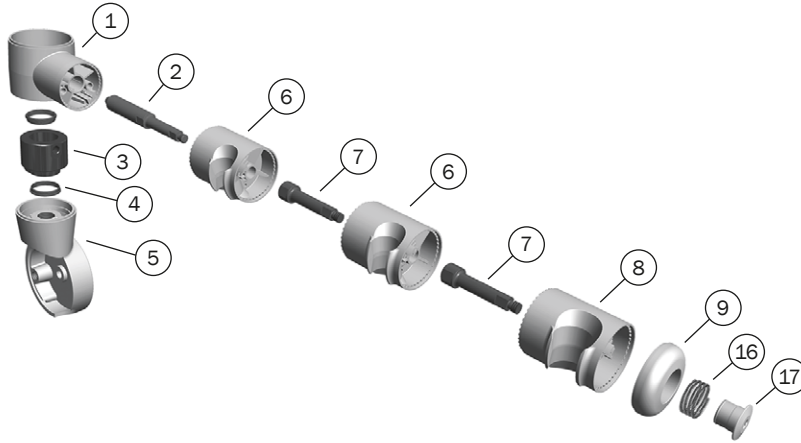
- Assembly includes screw with o-ring

## Service Tip

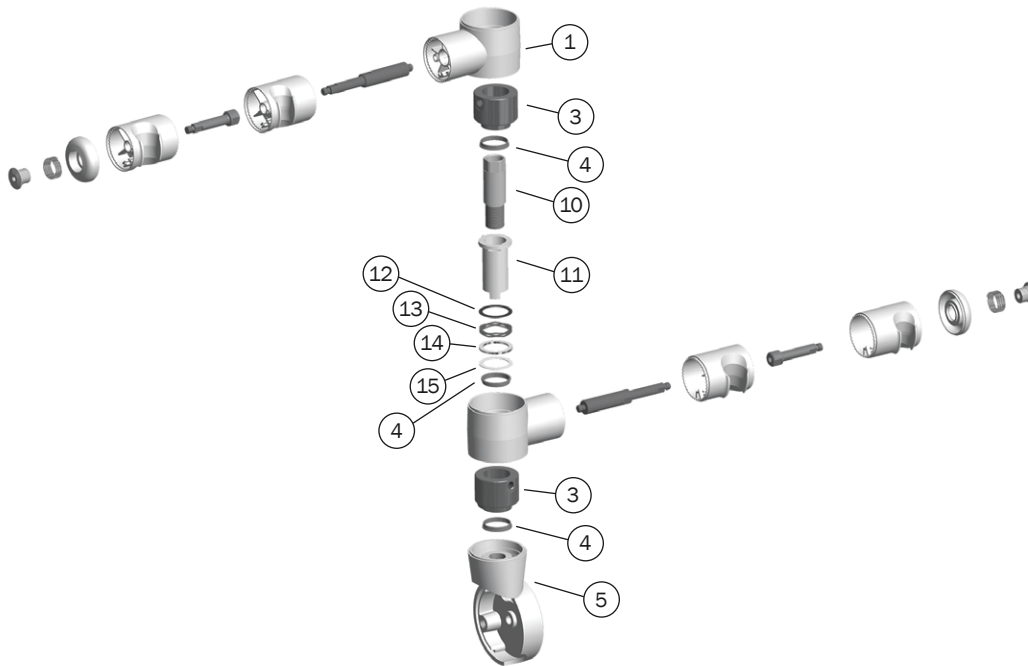
Use a Performer pressure relief kit (90.1020.00) to prevent trapped air and water from exhausting through the high speed handpiece when it is lifted from the holder.

# A-dec 300/400/500 Assistant's Single and Dual Holder Arm

## Assistant's Single Holder Arm (300/400/500)



## Assistant's Dual Holder Arm (300/400/500)



REF	DESCRIPTION	PART NUMBER	PRICE
1	Holder turret, White	99.0649.01	
2	Turret axle	99.0701.00	
3	Inner hub	99.0699.00	
4	Bearing	99.0698.00	
5	Mount, Surf	77.0125.01	
	Mount, White	77.0125.02	
6	Saliva ejector/syringe holder kit, Surf	99.0653.01	
	Saliva ejector/syringe holder kit, White	99.0653.03	
7	Axle	99.0660.00	
8	11 mm Standard HVE kit, Surf	99.0650.01	
	11 mm Standard HVE kit, White	99.0650.03	
9	End cap assembly, White	99.0648.03	
10	Pass thru bolt	77.0123.00	
11	Spline	99.0651.00	
12	Washer	004.173.00	
13	Wave washer	004.237.00	
14	Spacer	77.0124.00	
15	Washer	004.060.00	
16	Spring	013.011.00	
17	End Cap	99.0659.00	

## A-dec 500 and 300 Holders

### 12 O'Clock Doctor's Holder with Valve

99.0711.01 541 doctor's holder, White 2



- For Doctor's handpieces on a 12 o'clock delivery system

### Whip Assembly Kit for A-dec 500 (Version A)

77.0291.01 Whip kit, Surf 4

77.0291.02 Whip kit, White 2

013.123.00 Spring, whip

77.0063.00 Whip cover, Surf 4

77.0063.01 Whip cover, White 2



- Includes whip assembly, cover, and spring

### Whip Assembly for A-dec 500 (Version B)

77.1830.00 Whip Assembly



- Includes whip and hardware
- For additional handpiece in position 2

### Whip Components for A-dec 300

90.1205.00 Whip kit A-dec 300



- Includes whip assembly, cover, and spring

### A-dec 300/500 Accessory Holders

99.0681.01 Holder, White 2

99.0708.01 12 o'clock holder, White 2

77.0919.00 A-dec 300 accessory holder




### Standard (11 mm) HVE Holder

99.0650.01 Holder, Surf 4

99.0650.03 Holder, White 2

99.0674.01 Holder, auto-electric, Surf 4

99.0740.01 Holder, auto-electric, White 2



- With axel


### Saliva Ejector or Syringe Holder

99.0653.01 Holder, Surf 4

99.0653.03 Holder, White 2

99.0673.01 Kit, holder, auto-electric, Surf 4

99.0739.01 Kit, holder, auto-electric, White 2




### 15 mm HVE Holder

99.0652.01 Holder, Surf 4

99.0652.03 Holder, White 2

99.0675.01 Holder, auto-electric, Surf 4

99.0738.01 Holder, auto-electric, White 2



### A-dec 500/300 Brake Handle

77.0104.03 500 Brake handle assembly, Gray

77.0104.01 500 Brake handle assembly, Surf

90.1281.00 300 Brake handle assembly

90.1451.00 336 Handle assembly



### Flex Holder Assembly

99.0705.01 Syringe/SE holder, White 2

99.0706.01 HVE holder, White 2

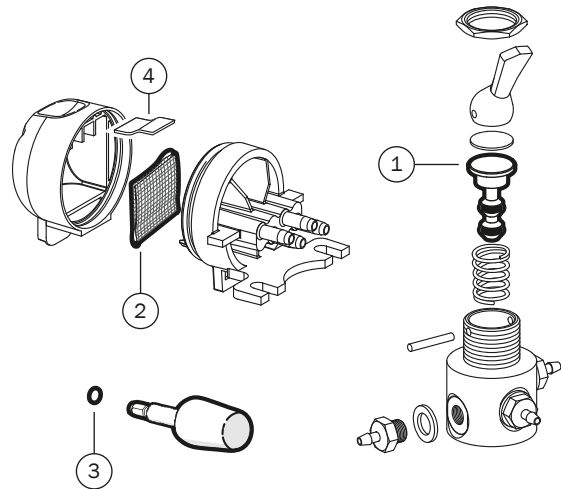
99.0707.01 15 mm HVE holder, White 2



# A-dec 500 and 300 Delivery System Service Kits

## Action Items

- Check the control block valve condition and inspect the valve stem o-rings. Lubricate o-rings and replace o-rings on any loose adjustment knobs, if necessary.
- Check for oil or water accumulation in oil collector, replace gauze and foam and clean as necessary.
- Check handpiece flush system operation.



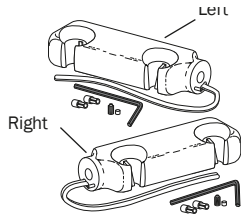
REF	DESCRIPTION	PART NUMBER	PRICE
1,2,4	Service Kit, 300 delivery system Contains items 1,2,4	90.1610.00	
1-4	Service Kit, 500 delivery system Contains items 1-4	90.1611.00	
1	4-way valve stem with o-rings		
2	Gauze, 2" x 2"		
3	Flow adjustment key o-rings, x2		
4	Oil collector foam		

# Handpiece Holders

## 2-Position Cascade Unitized Holders

99.0629.00 Left

99.0628.00 Right

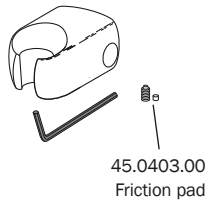


- Includes unitized holder (Surf 4), air bleed valves, tubing, and necessary hardware

## Individual Cascade Assistant's Holder

99.0584.00 For syringe and SE

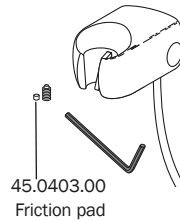
99.0643.00 For HVE



- Fits 1/2" bar
- Includes individual Surf 4 holder, friction pad, setscrew, and necessary hardware

## Cascade Individual Holder

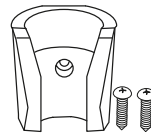
99.0583.00



- Fits 1/2" bar
- Includes individual Surf 4 holder, air bleed valve, tubing friction pad, setscrew, and necessary hardware

## Gray Universal Holder

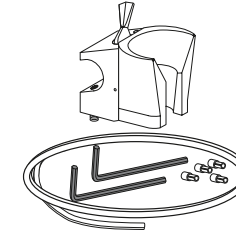
99.0519.01 Gray



## Auto Holders

99.0537.01 Gray assembly

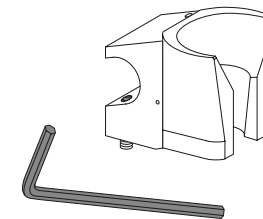
99.0541.01 Gray holder only



- Fits 1/2" bar
- Includes tubing and necessary hardware

## Assistant's Holder

99.0528.01 Holder assembly



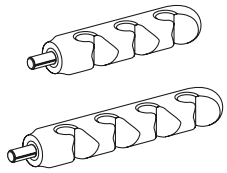
- Gray
- Fits 1/2" bar
- Use with A-dec syringe and assistant's instrumentation



# Assistant's Holders

## Unitized Cascade Assistant's Holder

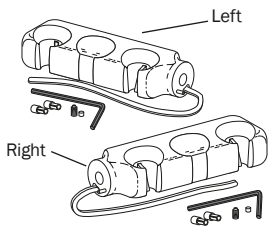
- 61.2250.00 3 position
- 61.1534.00 4 position
- 12.0941.00 Adapter telescope
- 12.1156.00 Adapter rear delivery



- Surf 4
- Swivels

## 3-Position Cascade Unitized Holders

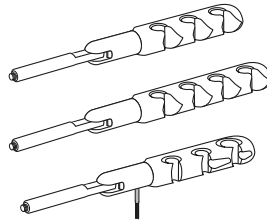
- 99.0619.00 Left
- 99.0618.00 Right



- Includes unitized holder (Surf 4), air bleed valves, tubing, and necessary hardware

## 3-Position and 4-Position Performer Holders

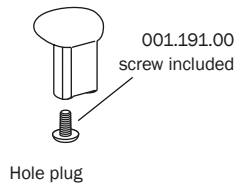
- 12.1210.00 3-Position molded
- 12.1207.00 4-Position molded
- 12.1213.00 3-Position delrin 15 mm auto-electric,



- Swivel
- Threaded end

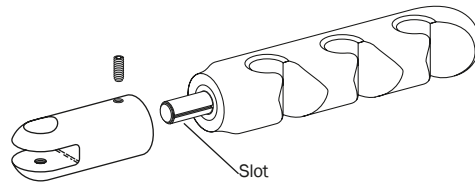
## Plugs for Unitized Holder

- 99.0607.00 Hole plug, Surf 4



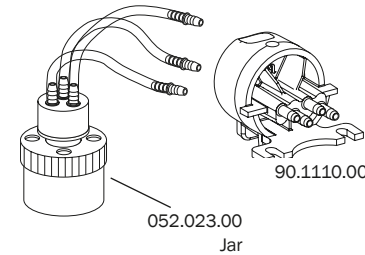
## Service Tip

When installing unitized assistant's swivel holders, be sure the tensioning setscrew is at 90° from the slot in the Oilite™ bushing.






## Handpiece Oil Collection System



- 24.0410.00
- 90.1110.00 A-dec 500 Surf
- 90.1110.01 A-dec 500 & A-dec 300 White

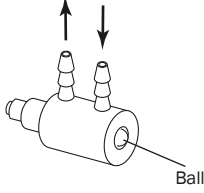





- Collects oil expelled from the handpiece exhaust
- Accommodates up to three handpiece tubing assemblies

## Handpiece Holder Valves

2-way Air Bleed Valves <small>Use for Air bleed</small>		PART NUMBER	PRICE
	For Cascade unitized holder 1/8" barb, snap fit mounting	33.0132.00	
	For Cascade individual holder and Excellence holder 1/8" barb, snap fit mounting	33.0025.00	
	For Cascade Continental whip holder 1/8" barb, snap fit mounting	33.0025.01	

Actuators		PART NUMBER	PRICE
	For Cascade unitized holder	99.0590.00	
	Actuator with valve assembly For Cascade individual holder	99.0592.00	


2- or 3-way Micro Valves		PART NUMBER	PRICE
	2-way, brass ball 1/8" barb	33.0134.00	
3-way, stainless steel ball 1/8" barb		33.0138.00	

Holder Valves		PART NUMBER	PRICE
• Replace valve by detaching tubing from control block			
	Performer	99.0724.00	
	A-dec 500 & A-dec 300, White	99.0654.03	
	A-dec 541, White	99.1135.01	

# A-dec 500 and 300

## Deluxe Touchpad Dual Solenoid Manifold Assembly for A-dec 500


43.0057.00 Manifold, dual  
041.659.01 Solenoid, only



- Assembly includes two 5 VDC solenoid valves and dual manifold

## A-dec 571 Dental Light Intensity Switch

43.0054.00 Switch assembly



## Data Cable Adapter

041.684.00 Adapter



- Data cable adapter
- 6-pin conductor, one female to two females

## Wago Connector

90.1176.00 Wire connectors (6)

041.458.00 Wire connector, 3 position

041.557.00 Wire connector, 5 position



- For in-line connections

## A-dec 500 and 300 Data Cables and Circuit Boards

A-dec 500 and 300 Data Cables and Data Board	PART NUMBER	PRICE
6 Pos, 1.5' (457 mm)	041.637.00	
6 Pos, 3.5' (1,029 mm)	041.637.06	
6 Pos, 7' (2,134 mm)	041.637.04	
6 Pos, 8.5' (2,589 mm)	041.637.05	
6 Pos, 13' (4,010 mm)	041.637.02	
6 Pos, 25' (7,614 mm)	041.555.00	
Kit, 25' data cable and 2 adapters	041.554.00	

Printed Circuit Board Kits	PART NUMBER	PRICE
<b>A-dec 500</b>		
Chair	90.1072.00	
Control head	90.1076.00	
Cuspidor	90.1079.00	
Dental light	28.1577.00	
<b>A-dec 400</b>		
Chair	90.1177.00	
<b>A-dec 300</b>		
Chair	90.1177.00	
Quad volt intraoral light source	90.1168.00	
Cuspidor	90.1079.00	

### A-dec 311 & 411 Chair Solenoid Assembly

90.1225.00 Solenoid kit



• 21.6 VDC

### 1040/1021/8000A Chair Solenoid Assembly

61.1336.00 Solenoid kit 110-120V


61.1337.00 Solenoid kit 220-240V

### Printed Circuit Board Standoff Kit


90.1082.00 (5)

### A-dec Relay Module

90.1080.00 Kit, A-dec relay



# Power Supplies

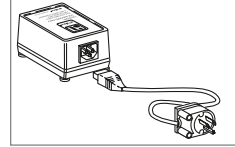


## 300-watt power supply

- Required for intraoral camera and electric motors
- Provides power for multiple electrical accessories such as fiber-optics, low voltage water heater/heated syringe tubing, dental light, ultrasonic instrument, and curing light.
- Size – Fits the large, contoured, and recessed floor boxes
- QD Connectors
- Maintenance – Uses resettable circuit breakers rather than fuses

PRODUCT DESCRIPTION	PART NUMBER	PRICE
<b>A-dec 500 Chair Power Supplies</b>		
511 300 watt, 100V	90.1073.00	
511 300 watt, 110-120V	90.1074.00	
511 300 watt, 220-240V	90.1075.00	
<b>A-dec 300, 400 Chair Power Supplies</b>		
300 watt, 110-120V	90.1179.00	
300 watt, 220-240V	90.1180.00	
<b>Cascade/Decade Chair, 2561, 2562, 2671, 3072 Power Supplies</b>		
Cascade 300 watt, 110-120V	28.1435.00	
Cascade 300 watt, 240V	28.1436.00	
Cable adapter kit (Used to retrofit from 300 watt power supply manufactured before June 1998)	90.1012.00	
<b>A-dec 362, 541, 542, 545, and 570/570L Power Supplies</b>		
300 watt, 100V	43.0259.00	
300 watt, 110-120V	43.0260.00	
300 watt, 220-240V	43.0261.00	

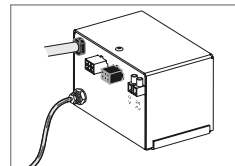
NOTE: When purchasing a power supply, consider both present and future electrical accessories. Buying a 300 watt power supply now will make it economical to add electrical accessories in the future.



## 60-Watt power supplies

- Provides power to A-dec's intraoral light source

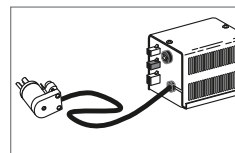
PRODUCT DESCRIPTION	PART NUMBER	PRICE
60 watt, 110V-240V	45.1268.00	



## 25-Watt power supplies

- Provides power to A-dec's intraoral light source
- Includes air-electric switch, indicator light, 6-pin and 2-connector, and 2-position terminal strip
- Output is rated 24 VAC 1 Amp
- Output is protected against short-circuit and overload conditions with automatically resetting thermostat

PRODUCT DESCRIPTION	PART NUMBER	PRICE
<b>4631, 545, 2671 Power Supplies</b>		
25 watt, 100V, kit	28.1479.00	
25 watt, 110-120V, kit	28.1480.00	
25 watt, 220-240V, kit	28.1481.00	



## 80-Watt power supplies

- Quick-disconnect plugs
- Resettable circuit breaker rather than fuses

PRODUCT DESCRIPTION	PART NUMBER	PRICE
<b>Performer III Power Supplies</b>		
80 watt, 110-120V	28.1345.00	

# Power Supply Cables and QVIOLS

## Remote Power Supply Cables

Power supply cables are required if you are connecting a delivery system (A-dec 541, 542) or assistant's instrumentation (A-dec 545) to a remote power supply




### ORDERING CABLES

- Refer to the table below to determine your cable needs
- See the ordering information table for cable descriptions and prices

POWER SUPPLY LOCATION	DELIVERY SYSTEM/ASSISTANT'S INSTRUMENTATION			
	541	542	545	545 WITH 542
300-watt, 511 chair	77.0707.00	77.1239.00	77.0708.00	(1) 77.0708.00 (1) 77.1239.00
300-watt, 311 chair	77.0980.00	77.1240.00	77.0981.00	(1) 77.0981.00 (1) 77.1240.00
300-watt, remote	(1) 43.0328.01 (1) 43.0093.00	43.0329.00	43.0095.00	(1) 43.0329.00 (1) 43.0093.00
1/8" Air line extension kit (25' [7,620 mm])	90.1129.00			

ORDERING INFORMATION / PRODUCT DESCRIPTION	PART NUMBER	PRICE
Cable, 15' (4,572 mm); 6-pin to 6-pin; assistant's	43.0093.00	
Cable, 15' (4,572 mm); 6-pin to 4-pin; assistant's	43.0095.00	
Cable, 15' (4,572 mm); 4-pin to 4-pin; delivery	43.0328.01	
Cable, 15' (4,572 mm); 6-pin to 6-pin; delivery	43.0329.00	
545 to 511 power cable kit	77.0708.00	
545 to 311 power cable kit	77.0981.00	
542 to 511 power cable kit	77.1239.00	
542 to 311 power cable kit	77.1240.00	
541 to 511 power cable kit	77.0707.00	
541 to 311 power cable kit	77.0980.00	

## Quad Voltage Intraoral Light Source



IOLS kit for A-dec 300

- Fiber-optic intraoral light source
- Requires fiber-optic handpiece tubing, 24 VAC
- All IOLS come equipped to light (2) handpieces
- A-dec 300 kit equipped to light (4) handpieces
- To add additional handpieces order the QVIOLS switch kit

PRODUCT DESCRIPTION	PART NUMBER	PRICE
Quad Volt IOLS kit for A-dec 300 (Equipped to light (4) handpieces)	90.1168.00	
Quad Volt IOLS kit for Performer	76.8112.00	
Quad Volt IOLS kit for 2122/2132	90.1358.00	
Quad Volt IOLS kit for 3420/2561	90.1359.00	
Quad Volt IOLS kit for 4631	90.1360.00	
QVIOLS switch kit	90.1382.00	

# Touchpads



A-dec 300/500  
Standard touchpad



A-dec 300  
Deluxe touchpad



A-dec 500  
Deluxe touchpad

## A-dec 300 Touchpads

- Replace an existing touchpad
- Add a new touchpad

PRODUCT DESCRIPTION	PART NUMBER	PRICE
<b>Full Assembly</b>		
Standard touchpad kit, 332/333/334/335/336/342	90.1196.00	
Deluxe touchpad kit, 332/333/334/335/336/342	90.1197.00	
Standard touchpad Kit, 351/352/353/551	90.1184.00	
<b>A-dec 300 Cover and PCB only</b>		
Standard touchpad kit	90.1078.01	
Deluxe touchpad kit (V1) - W&H software	90.1185.00	
Deluxe touchpad kit (V2) - KaVo Reciprocation Endo software (No W&H software)	90.1814.00	

## A-dec 500 (Version A) Touchpad Upgrade Kits

- For use with A-dec 500 (version A) delivery systems only
- Replace an existing touchpad
- Add a new touchpad

PRODUCT DESCRIPTION	PART NUMBER SURF	PART NUMBER WHITE	PRICE
<b>Full Assembly</b>			
Standard touchpad, 542	-	77.0297.01	
Standard doctor's touchpad, 541	-	90.1127.01	
Standard assistant's touchpad, 541/545	-	90.1128.01	
Deluxe touchpad upgrade kit, 532/533/542	-	90.1133.01	
Deluxe touchpad upgrade kit, 541	90.1134.00	90.1134.01	
<b>Cover and PCB only</b>			
Standard touchpad	90.1078.00	90.1078.01	
Deluxe touchpad	90.1135.00	90.1135.01	

A-dec 300 and 500 (Version A) Touchpad Covers	PART NUMBER SURF	PART NUMBER WHITE	PRICE
Standard touchpad cover kit	90.1439.00	90.1440.00	
A-dec 500 deluxe touchpad cover kit	90.1441.00	90.1442.00	
A-dec 300 deluxe touchpad cover kit	-	90.1443.00	
Disposable wrist strap	041.806.00		



## Remote Touchpad Kit

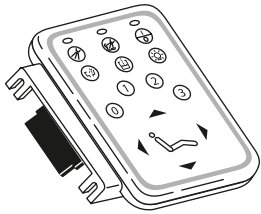
- For use with A-dec 300, 400, and 500 systems
- White 2
- Includes touchpad, mounting bracket, 25' data and electrical cables, and cable management hardware

PRODUCT DESCRIPTION	PART NUMBER	PRICE
Remote standard touchpad kit, 311, 411, 511	90.1495.00	

# Cascade and Master Series Touchpads

## Cascade Master Series® Touchpad with Cuspidor Function

39.1091.00



- Replacement for Cascade and Radius delivery systems factory installed master series touchpad
- Touchpad only; no cables included

## Touchpad/Footswitch Adapter Kit

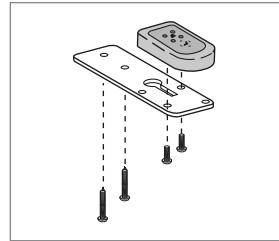
41.1493.00 Adapter



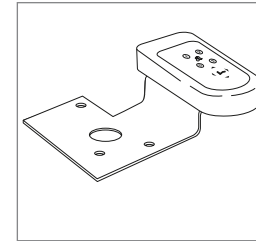
- Use this adapter kit for touchpad or footswitch



Radius/Cascade, 3072 chair Touchpad; (chair functions only)



Remote chair touchpad



Performer III chair touchpad



7115 touchpad



7285 touchpad

## Chair Touchpads Kits

- Four-chair functions; base and back up and down
- Four programmable chair position functions

PRODUCT DESCRIPTION	PART NUMBER	PRICE
Radius, Cascade chair touchpad (Serial # H258626 and later)	39.1045.00	
3072 to chair touchpad kit	15.0478.00	
Remote chair touchpad	15.0576.00	
Performer III chair touchpad	39.1385.00	
7115 chair touchpad	12.1166.00	
7285 chair touchpad	12.1183.00	



## Fuses

3AG, 1 ¼" X ¼" (31.75 mm X 6.35 mm), Slo-Blo Fuses

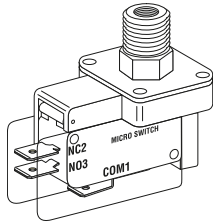


AMPS	DESCRIPTION	WHERE USED	PART NUMBER	PRICE
.300	3AG, Slo-Blo, 250V	1040, 1030 chairs 100/120V; 1010/1015/1020/1021 chair, 120V; 1010/1020 chair, 100V 60-watt power supply 1005 Priority chair 240V	046.069.00	
10.0	3AG, Slo-Blo, 32V	100-, 150-, and 300-watt power supplies	044.165.00	

# Air Electric Switches and Adapter Kit

## Air Electric Switch (Normally Closed Or Open)

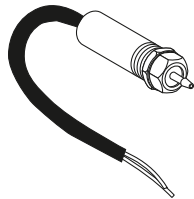
044.170.00



- 40 psi
- For 25W, 150W, and 300W power supplies
- For master control, dental light
- Rating: 15A, 100-240V
- For A-dec 300/400/500 power supplies

## Air Electric Switch (Normally Open)

044.181.01



- 35 psi
- For 17W power supply and focus fiber optic
- Rating: 5A resistive, 24V AC/DC

## Cascade Air Electric Switch

75.0909.00

- Compatible with Cascade units
- Fiber optic

## Air Electric Switch (Normally Open)

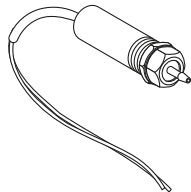
40.0250.00 Kit  
044.158.00 Switch only



- 10 psi
- For scaler
- Rating: 5A, 24V AC/DC
- Kit includes switch, 1/8" barbed tee, 5' clear tubing uni-clamps, U-clip wire nuts, terminal QDs check valve

## Air Electric Switch (Normally Closed)

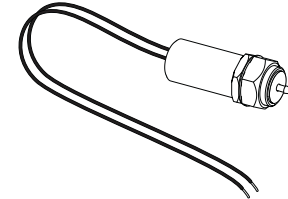
40.1038.00 Kit  
044.159.00 Switch only



- 10 psi
- For focus fiber-optic and dual voltage intraoral light source
- Rating: 5A resistive, 24V AC/DC
- Kit includes: switch, 1/8" barbed tee, 5' clear tubing, uni-clamps, U-clip, wire nuts, terminal QDs

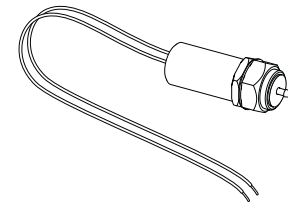
## Air Electric Switch A-dec 500 (Version B) (Normally Open)

43.0484.00



## Air Electric Switch A-dec 500 (Version B) (Normally Closed)

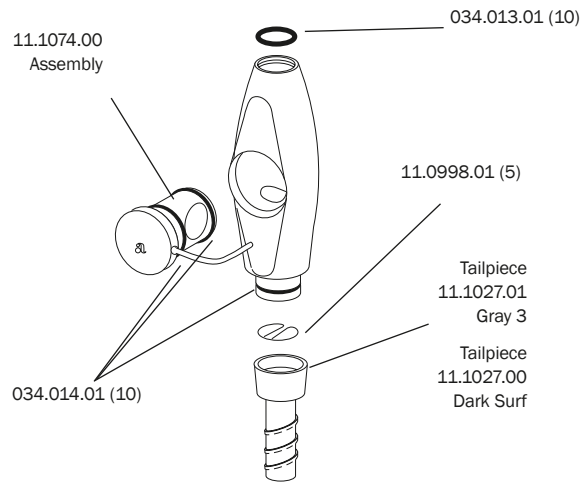
43.0485.00



# HVE and SE Valves

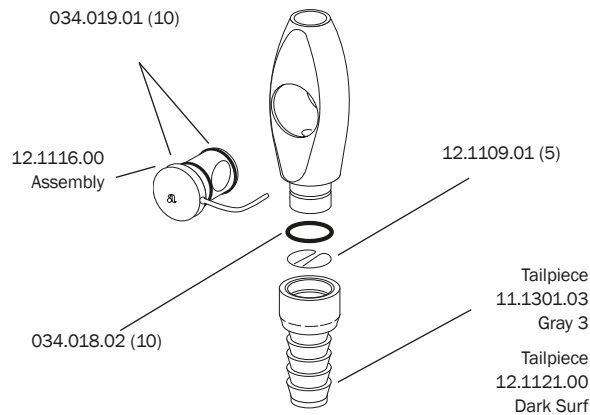
## Standard HVE Valve

11.1335.00 Without tailpiece



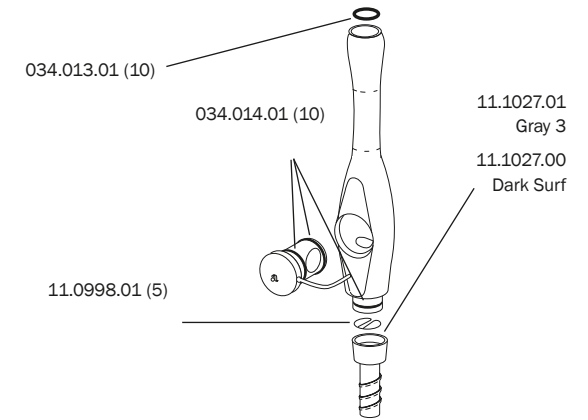
## Large Bore HVE Valve

12.1257.00 Without tailpiece



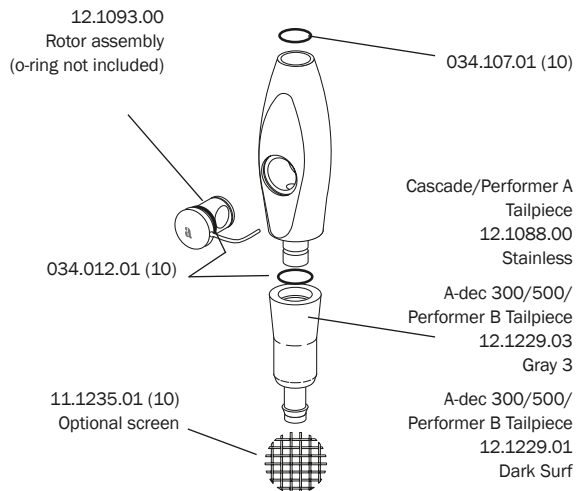
## HVE Valve with Long Tip Holder

11.1336.00 Without tailpiece



## Standard Saliva Ejector Valve

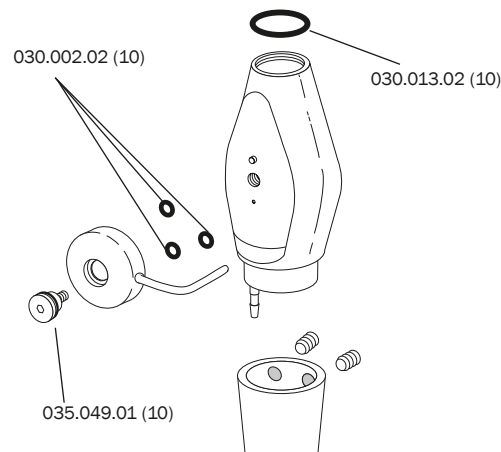
12.1258.00 Without tailpiece



## Performer AVS

(After October 1995)

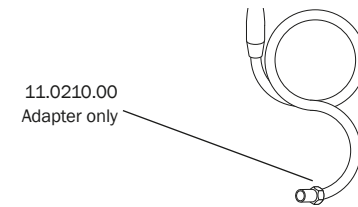
11.1129.00



## Autoclavable Saliva Ejector

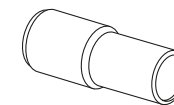
without On/Off Control

Service parts only



## Tubing Adapter 5/8" to 1/2"

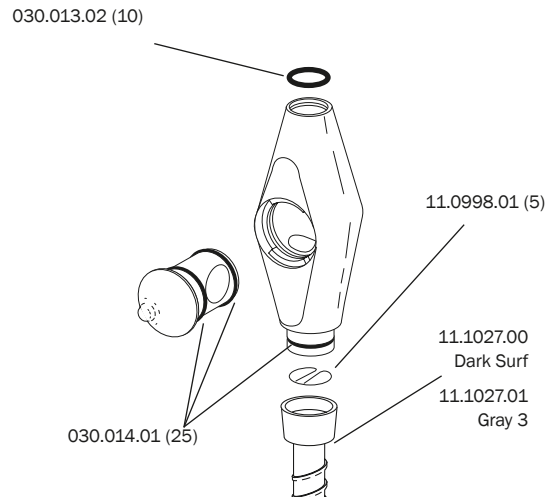
40.0145.00



# HVE and SE Service Parts

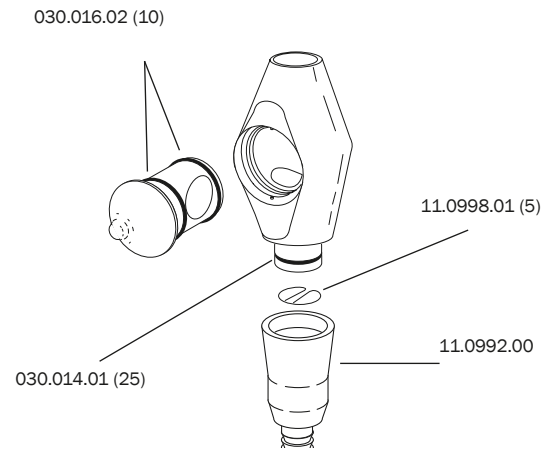
## Easy-clean HVE Valve Non-autoclavable

Service parts only



## European HVE for 15 mm Tip

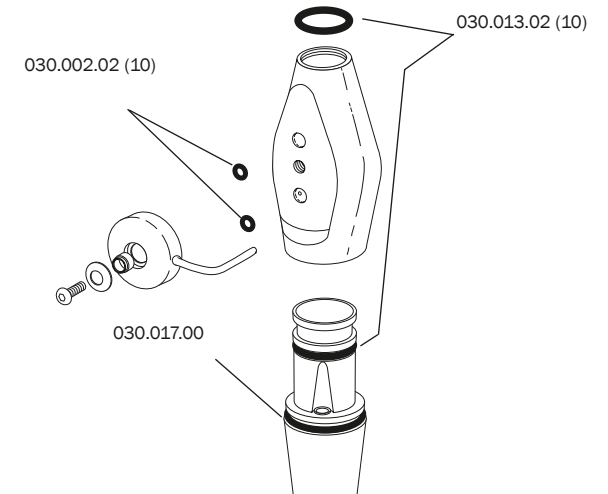
Service parts only



## Performer AVS

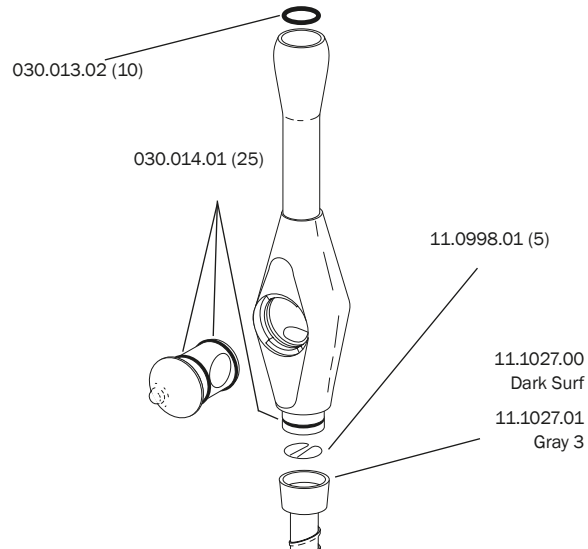
(Before October 1995)

Service parts only



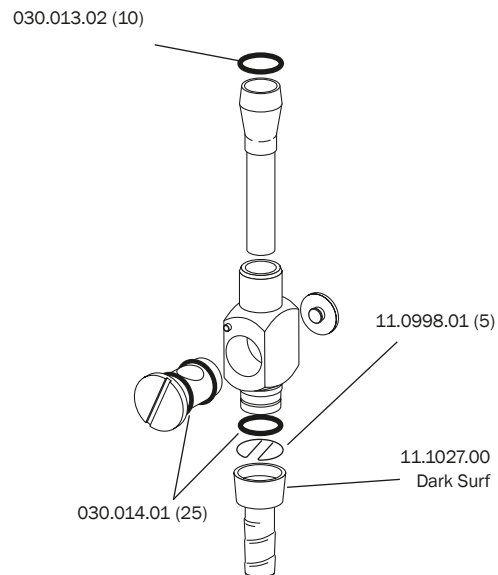
## Easy-clean HVE Valve with Long Tip Holder Non-autoclavable

Service parts only



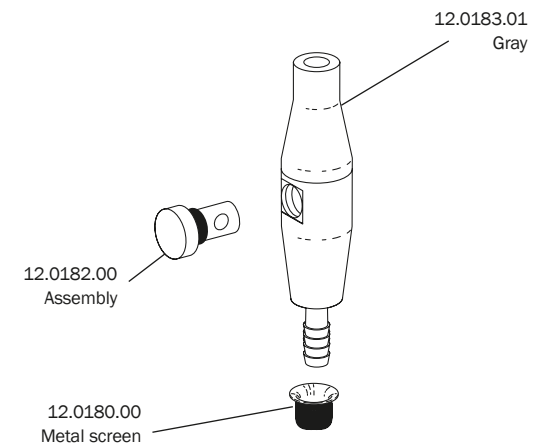
## Rotary Valve HVE Non-autoclavable

Service parts only



## Non-autoclavable Saliva Ejector Valve

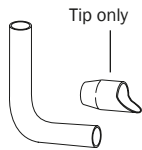
Service parts only



# Aspirator Tips and Brushes

## Autoclavable 90° High Volume Aspirator Tip

10.0014.01 Tip (5)

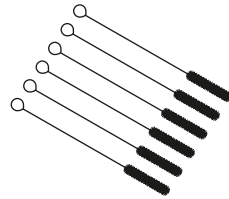


- Stainless steel
- 7/16" diameter OD

## Surgical Tip Brushes

049.005.01 1/8" (6)

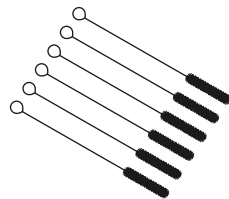
049.002.01 3/16" (6)



## Vacuum Valve Brushes

049.001.01 1/2" (6)

049.004.01 3/4" (6)

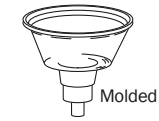


- Use 1/2" for AVS
- Use 3/4" for 15 mm European and standard

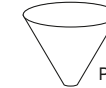
## Oral Cups and Liners

11.0440.00 Molded

11.0490.02 Liners (1000)



Molded



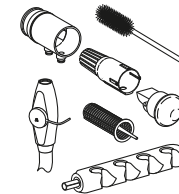
Paper liners

- Molded and metal oral cups require paper liners

## Dual HVE Conversion Kit

11.1009.00 Cascade

90.1028.00 4631/4635 kit

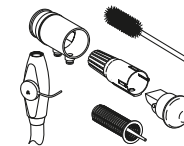


- Includes HVE and tubing assembly, cap, screen, tailpiece, holder bar, and vacuum connector

## Performer HVE Conversion Kit

11.1147.00 Performer kit

(Includes one HVE)

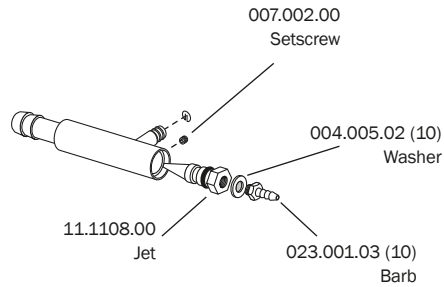


- Includes HVE and tubing assembly, cap, screen, tailpiece, and vacuum connector

# Performer Saliva Ejectors and Tailpieces for HVE and SE

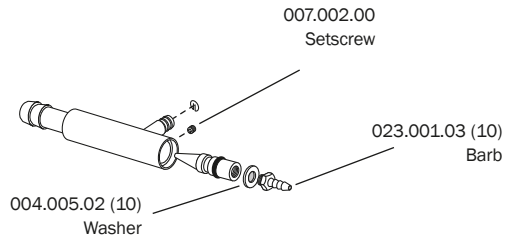
## Performer Air Saliva Ejector

11.1105.00 (After July 1995)



## Performer Air Saliva Ejector

Service Parts Only (Before July 1995)



## Tailpieces for A-dec 500/300

DESCRIPTION	PART NUMBER SURF	PART NUMBER WHITE	PRICE
<b>Standard (11 mm) HVE Valve with 1/2 inch Tubing</b>			
Tailpiece for valve end	11.1027.00	11.1027.01	
Tailpiece for vacuum end	11.1300.01	11.1300.03	
<b>Standard (11 mm) HVE Valve with 16 mm Tubing</b>			
11 mm tailpiece for valve end	11.1272.00		
16 mm tailpiece for vacuum end	12.1121.00	11.1301.03	
<b>Standard SE Valve with Standard Tubing</b>			
Tailpiece for valve end	12.1229.01	12.1229.03	
Tailpiece for vacuum end	11.1303.01	11.1303.03	
<b>Standard SE Valve with 10 mm Tubing (legacy tubing)</b>			
Tailpiece for valve end	-	11.1283.03	
Tailpiece for vacuum end	-	11.1302.03	
<b>Large Bore (15 mm) HVE Valve with 16 mm Tubing (legacy tubing)</b>			
16 mm tailpiece for valve or vacuum end	12.1121.00	11.1301.03	

## Tailpieces for Cascade/Performer

DESCRIPTION	PART NUMBER SURF	PART NUMBER WHITE	PRICE
<b>Standard (11 mm) HVE Valve with 1/2 inch Tubing</b>			
Tailpiece for valve end			
For standard HVE or long tip HVE	11.1027.00	11.1027.01	
Tailpiece for vacuum end			
For standard HVE or long tip HVE	11.1027.00	11.1027.01	
For Performer HVE for AVS	11.1125.00		
<b>Standard SE Valve with Standard Tubing</b>			
Tailpiece for valve end	12.1088.00		
<b>Large Bore (15 mm) HVE Valve with 16 mm Tubing</b>			
16 mm tailpiece for valve or vacuum end	12.1121.00	11.1301.03	

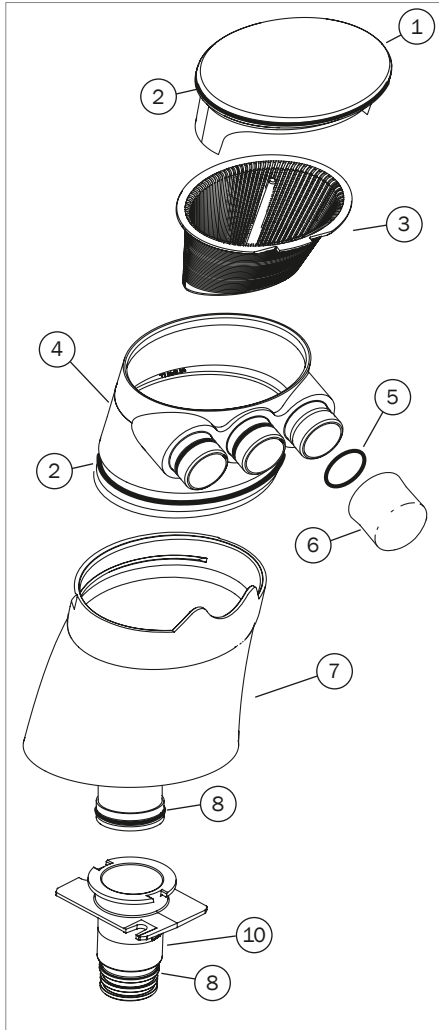
# A-dec 500 and 300



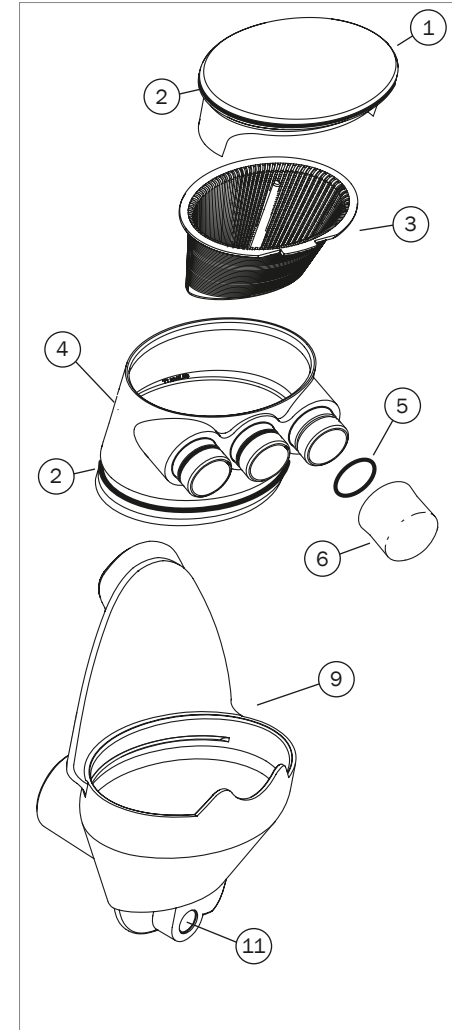
DESCRIPTION	PART NUMBER SURF	PART NUMBER WHITE	PRICE
551 vacuum tower assembly	90.1148.00	90.1148.01	




DESCRIPTION	PART NUMBER SURF	PART NUMBER WHITE	PRICE
12 o'clock vacuum canister assembly	90.1284.00	90.1284.01	



REF	DESCRIPTION	PART NUMBER SURF	PART NUMBER WHITE	PRICE
1	Vacuum tower cap Includes (1) o-ring	77.0254.01	77.0254.03	
2	O-ring (10)	030.035.02		
3	Screen, trap (10) Pinnacle P/N: 5512	11.1284.01		
4	Triple vacuum connector Includes (3) o-rings	77.0453.00	77.0453.01	
5	O-ring connector kit Includes (3) o-rings	90.1357.00		
6	15 mm vacuum cap Includes (1) o-ring	11.1280.01	11.1280.02	
7	551 vacuum tower base w/funnel Includes (1) red o-ring	77.0362.01	77.0362.03	
8	O-ring, red (10)	035.053.01		
9	12 o'clock vacuum canister base	77.1104.00	77.1104.01	
10	551 vacuum pipe Includes (1) red o-ring	77.0121.01	77.0121.03	
11	Screw	005.110.00		

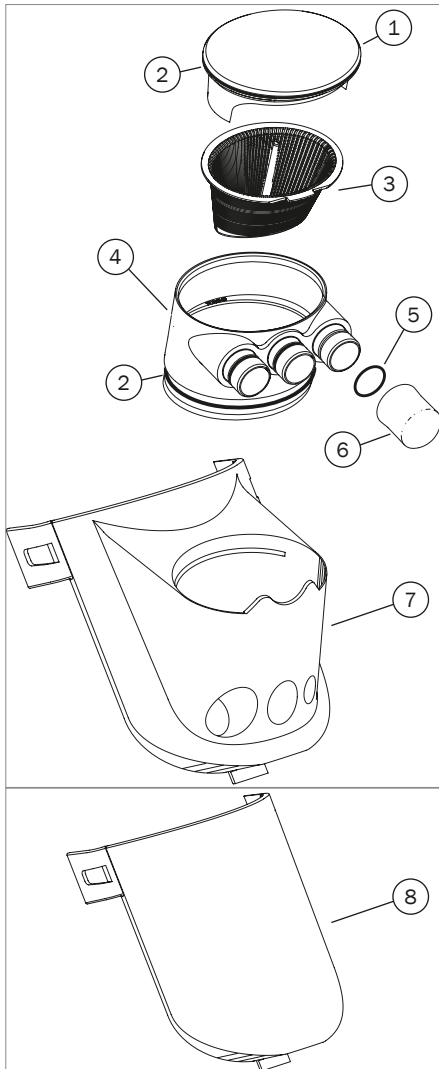



# A-dec 300

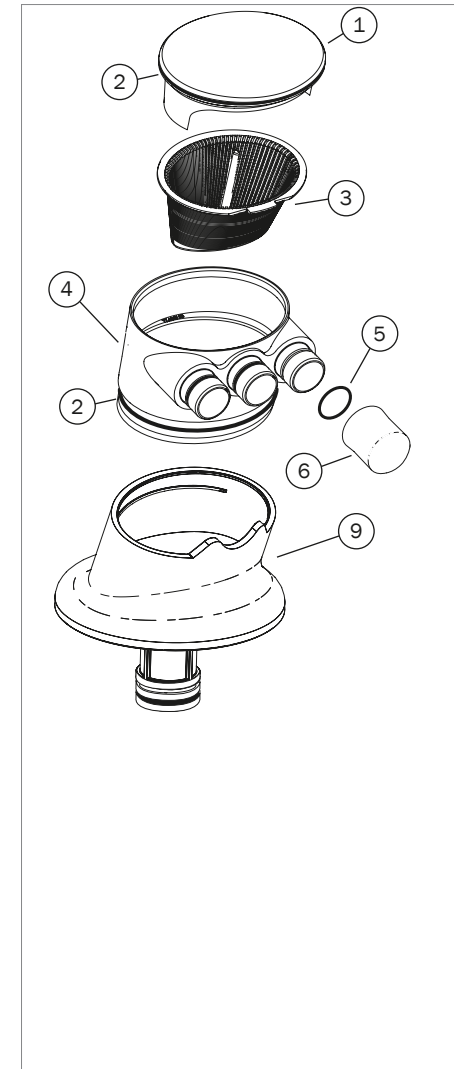


DESCRIPTION	PART NUMBER WHITE	PRICE
300 vacuum canister assembly	77.0941.01	

DESCRIPTION	PART NUMBER WHITE	PRICE
351 vacuum canister assembly	90.1280.00	



REF	DESCRIPTION	PART NUMBER SURF	PART NUMBER WHITE	PRICE
1	Vacuum tower cap, includes (1) o-ring	77.0254.01	77.0254.03	
2	O-ring (10)	030.035.02		
3	Screen, trap (10) <small>Pinnacle P/N: 5512</small>	11.1284.01		
4	Triple vacuum connector, includes (3) o-rings	77.0453.00	77.0453.01	
5	O-ring connector kit, includes (3) o-rings	90.1357.00		
6	15 mm vacuum cap, includes (1) o-ring	11.1280.01	11.1280.02	
7	300 vacuum canister base		77.0748.00	
8	300 vacuum canister blank cover		77.0724.00	
9	351 vacuum canister base, includes (1) o-ring		77.1047.00	

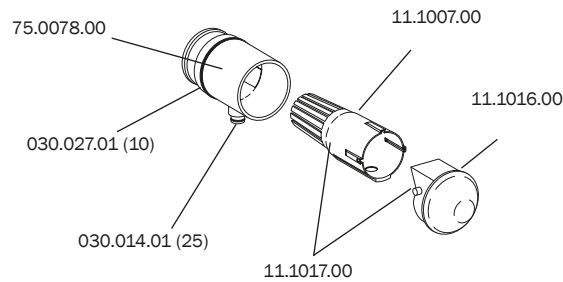




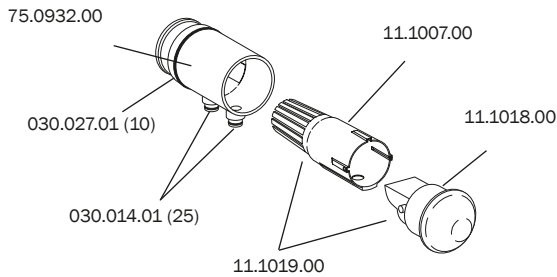
# Solids Collectors

## Cascade Solids Collector Single HVE

For standard or 15 mm HVE



## Cascade Solids Collector Dual HVE

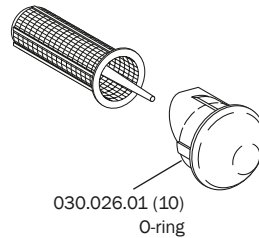


## To change the A-dec dual HVE screen to a Pinnacle screen:

1. Remove the A-dec cap (11.1018.00)  
Retain for later use
2. Remove the A-dec screen (11.1007.00)
3. Insert the Pinnacle screen
4. Re-insert the A-dec cap (11.1018.00)  
removed in Step 1

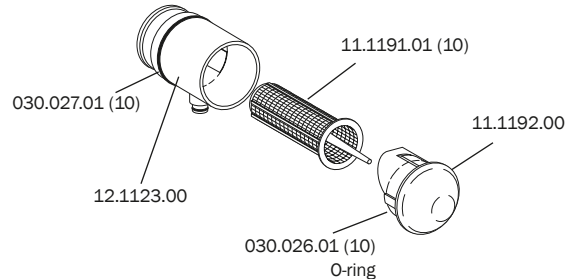
## Pinnacle Screen Kit

11.1194.00 For single HVE



- Includes (3) screens and replacement cap 11.1192.00 for single HVE
- Pinnacle screens are available from Pinnacle; order #5500-1

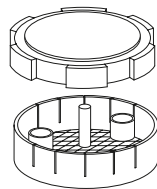
## Cascade Solids Collector 15 mm HVE with Pinnacle Screen Kit



## Central Vacuum Solids Collector

17.0666.00 Lid, black

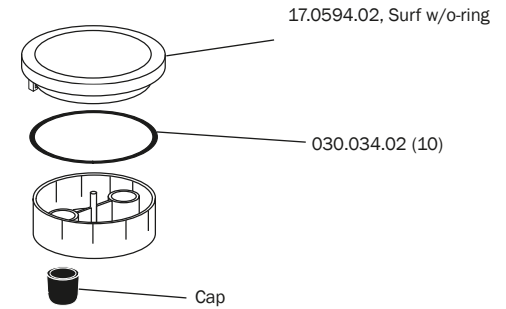
17.0670.00 Screen, disposable



- Metal canister
- 2.30" diameter screen
- Threaded

## Central Vacuum Solids Collector

028.008.00 Plug/cap, 1/2" x 1/4"



# Dürr Connectors

## 10 mm Female Tubing Connector

022.091.01



- Includes (1) 022.090.00 retainer clip

## 20 mm Female Tubing Connector

022.092.01



- Includes (1) 022.090.00 retainer clip

## Male Y Connector

022.100.01



- Includes (3) red o-rings 035.053.01

## 15 mm Female Tubing Connector

022.101.01



- Includes (1) 022.090.00 retainer clip

## 25 mm Female Tubing Connector

022.094.01



- Includes (1) 022.090.00 retainer clip

## Male to Female Tubing Connectors

022.098.01 45° elbow

022.099.01 90° elbow



- Includes (1) 022.090.00 retainer clip and (1) 035.053.01 red o-ring each

## 20 mm Male Tubing Connector

022.093.01



- Includes (1) red 035.053.01 o-ring

## 25 mm Male Tubing Connector

022.095.01



- Includes (1) red 035.053.01 o-ring

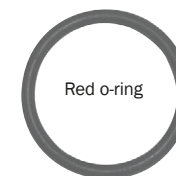
## Dürr Retainer Clip and O-ring

022.090.00 Retainer clip

035.053.01 O-ring, red (10)

035.060.00 Pivot joint clip

022.119.00 Cuspidor drain tube clip



# Vacuum and ICV

## ICV Float Switch and Water Level Sensor

- 43.0544.00 Float switch with seal
- 54.0047.00 Sensor, water level
- 54.0145.00 Sensor seal, water level



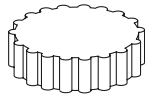

Float switch with seal



Water level sensor: limited supply for service of ICV tank only.

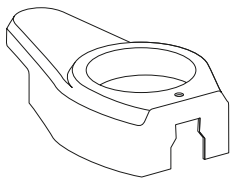
## Steril-Vac Jar and Lid

- 14.0010.00 ½ gallon polypropylene jar
- 42.0572.00 1 pint glass jar
- 14.0012.00 Lid



## Vacuum Canister Housing

12.0712.01



- Surf
- For Excellence

## ICV Solenoid

- 041.660.00 Solenoid with o-ring
- 030.016.02 O-ring (10)



## Floor Box Vacuum Connector Assembly

- 023.816.00 Male 5/8" to Dürr connector
- 023.829.01 Male 1/2" to vacuum connector



## ICV Tank Assembly

- 77.1851.00 Tank assembly, ICV 5L



## A-dec Evacuation System Cleaner

- 91.0060.00 33 fl oz (976 mL)  
Liquid concentrate, 12 bottles
- 91.0061.00 128 fl oz (3.78 L)  
Liquid concentrate, 4 bottles with pumps

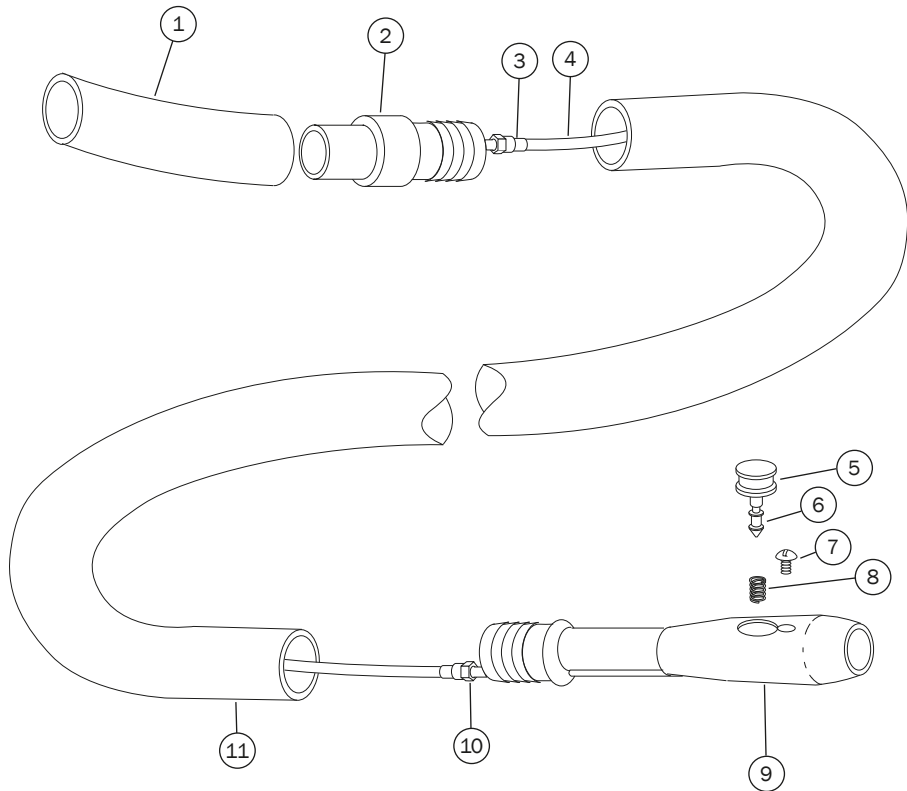


128 fl oz (3.78 L)



33 fl oz (976 mL)

# Air Vacuum System




REF	DESCRIPTION	PART NUMBER	PRICE
4	Tubing, poly .187 OD x .030 wall	024.136.00	
5	Button assembly, on-off, non-locking	10.0109.00	
6	O-ring, AS568-001, .029 ID x .040 W	030.001.02	
7	Screw, tr hd slot, 2-56 x 1/8 SST	001.002.01	
8	Spring, compression, .093 OD x .250	10.0440.00	
9	AVS handpiece assembly (includes 5-9)	10.0700.00	
10	Tubing adapter assembly	10.0752.00	
11	Tubing 5 feet	024.259.00	
5,6,8	Button kit, on-off, non-locking	10.0601.00	
3,4,10,11	Tubing retro kit, AVS, 5 feet, PA1	10.0645.00	

# 300/400/500 Cuspidor Service Kits

## Action Items

Inspect cupfill and bowl rinse spout o-rings, replace and lubricate o-rings with A-dec silicone lubricant.



REF	DESCRIPTION	PART NUMBER	PRICE
1-4	Service Kit, 300 Cuspidor Contains items 1-4	90.1645.00	
1	Screen		
2	O-ring, AS568-224 1.734 ID x .139 wall		
3	O-ring, AS568-011		
4	O-ring, AS568-012		



REF	DESCRIPTION	PART NUMBER	PRICE
1-3	Service Kit, 400/500 Cuspidor Contains items 1-3	90.1646.00	
1	O-ring, AS568-012		
2	O-ring, AS568-011		
3	Screen		

# A-dec 500, 400, and 300

## Solenoid, Cuspidor

041.660.00 Solenoid w/o-ring  
030.016.02 O-ring (10)



## A-dec 500 and 400 Bowl Rinse and Cup Fill Spouts

77.0042.01 Spout, bowl rinse, Surf  
77.0042.04 Spout, bowl rinse, Gray 3  
77.0043.01 Spout, cup fill, Surf  
77.0043.04 Spout, cup fill, Gray 3



## A-dec 500 Cuspidor and Post Trim Rings

77.0098.01 Cuspidor, White 2  
77.0095.01 Post, White 2



Cuspidor



Post

## Bowl Rinse/Cup Fill/Safety Stop Switch Assembly

43.0010.00 Switch assembly



- Operates the cuspidor bowl rinse and cup fill options


## A-dec 400/500 Spout Gaskets

77.0044.01 Gray 3



## A-dec 300/400/500 Cuspidor Printed Circuit Board Kit

90.1079.00



## A-dec 300 Cuspidor Bowl

77.0730.01 Bowl with o-rings  
030.224.01 O-ring (10)



## A-dec 300/400/500 Cuspidor Bowl Screens

75.0035.03 Bowl screen, White 2 (5)  
75.0035.01 Bowl screen, Surf (5)



## A-dec 300 Bowl Rinse and Cup Fill Spouts and Cup Landing

77.1033.00 Spout, bowl rinse, with o-ring  
77.1034.00 Spout, cupfill, with o-ring  
90.1213.00 Cup landing



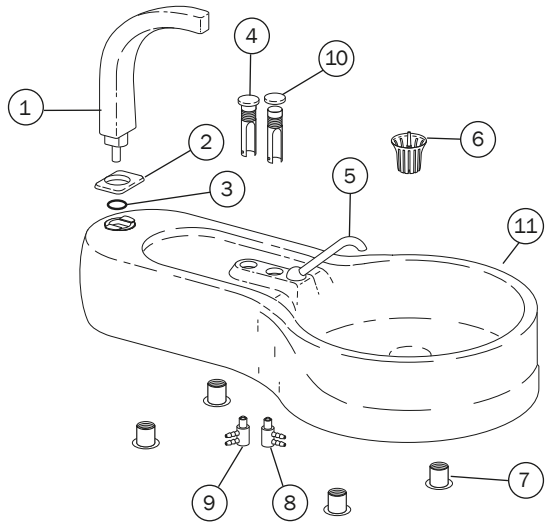
## P-trap for A-dec 300 Gravity Drain

77.0923.00



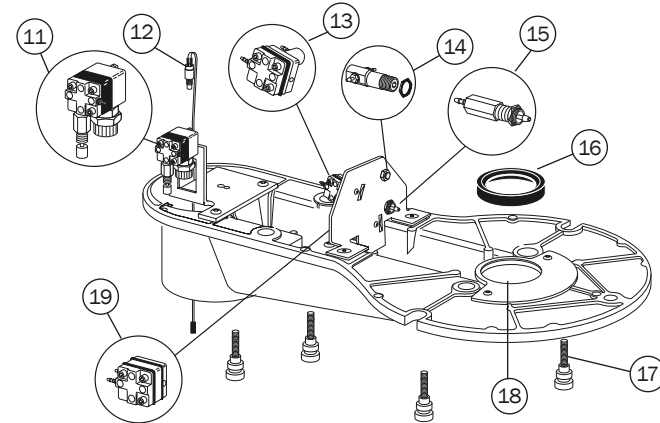
# Cascade Vitreous China

## Cascade Vitreous China Cuspidor Bowl



REF NUMBER	DESCRIPTION	PART NUMBER	PRICE
1	Contoured cup filler water spout	75.0039.00	
2	Spout gasket (5)	75.0145.01	
3	O-ring, .301 ID x .070 W (10)	030.011.02	
4	Valve assembly, cuspidor bowl rinse	12.1028.00	
5	Bowl rinse spout	12.1031.00	
6	Bowl screen (standard) (5)	75.0035.01	
7	Expansion mounting nut (4)	006.133.01	
8	2-way micro valve, bowl rinse	33.0134.00	
9	3-way micro valve, cup fill	33.0138.00	
10	Actuator cover	75.0091.00	
11	Cuspidor bowl	12.1035.00	

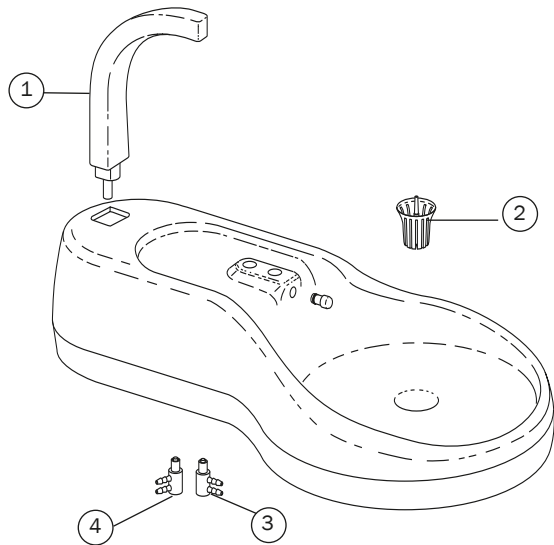
## Cascade Vitreous China Cuspidor Base



REF NUMBER	DESCRIPTION	PART NUMBER	PRICE
11	Timed bowl rinse relay valve	12.0913.00	
12	Switch, cuspidor stop	12.0915.00	
13	3-way restricted diaphragm valve (replaces 33.0139.00)	33.0160.00	
14	Cuspidor cup timer stabilizer kit (replaces 12.0954.01 valve)	90.0456.00	
15	Pilot air mini valve	12.0953.00	
16	Drain seal	12.1024.00	
17	Mounting screw assembly (4)	12.1054.02	
18	Drain tube	12.1034.00	
19	Cup fill relay	12.0934.00	

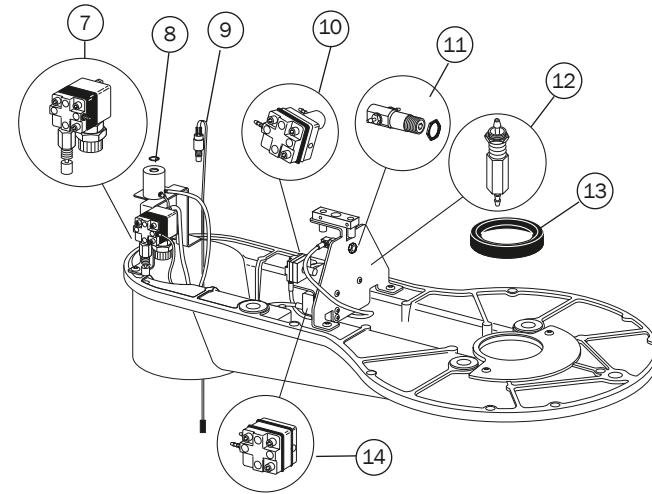
# Cascade Phenolic

## Cascade Phenolic Cuspidor Bowl



REF NUMBER	DESCRIPTION	PART NUMBER	PRICE
1	Contoured cup filler water spout	75.0039.00	
2	Bowl screen (standard) (5)	75.0035.01	
3	2-way micro valve, bowl rinse	33.0134.00	
4	3-way micro valve, cup fill	33.0138.00	

## Cascade Phenolic Cuspidor Base

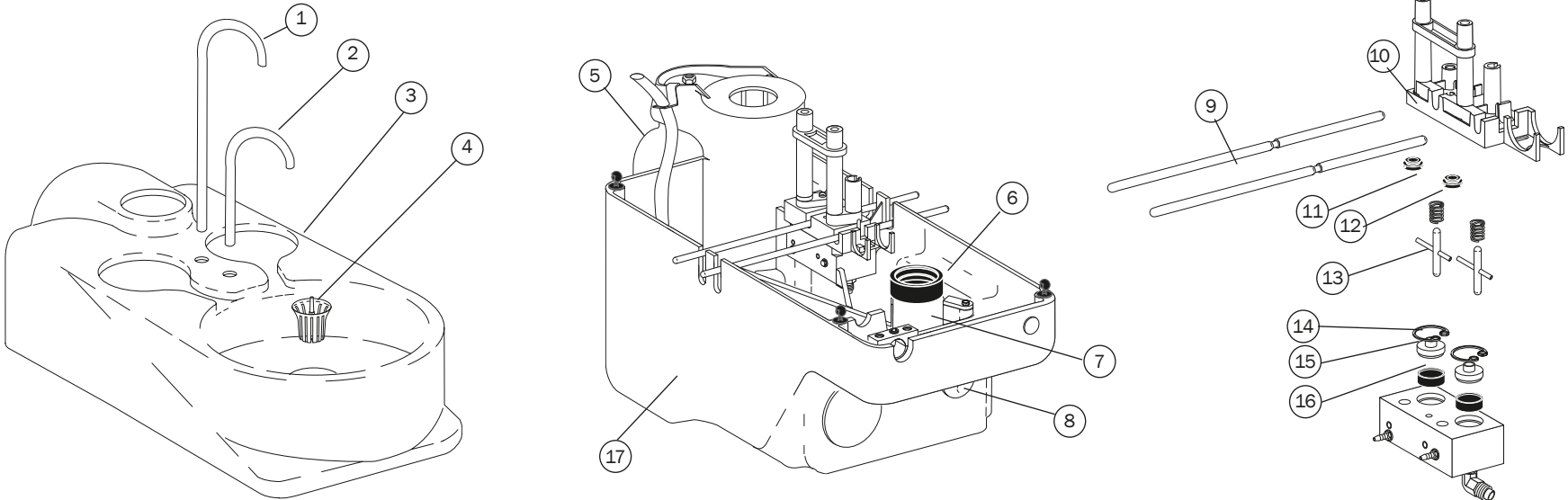


REF NUMBER	DESCRIPTION	PART NUMBER	PRICE
7	Timed bowl rinse relay valve	12.0913.00	
8	O-ring, .301 ID x .070 W (10)	030.011.02	
9	Switch, cuspidor stop	12.0915.00	
10	3-way restricted diaphragm valve	33.0160.00	
11	Cuspidor cup timer stabilizer kit	90.0456.00	
12	Pilot air mini valve	12.0953.00	
13	Drain seal	12.1024.00	
14	Cup fill relay	12.0934.00	



# Performer

## Performer Cuspidor Bowl




REF NUMBER	DESCRIPTION	PART NUMBER	PRICE
1	Cup fill spout	12.0985.00	
2	Bowl rinse spout	12.0986.00	
3	Cuspidor bowl assembly	76.2011.00	
4	Bowl screen (5)	75.0035.01	
5	750 mL water bottle, cap, and supply tube	14.0416.00	
6	Drain seal	12.0991.00	
7	Drain tube	12.0989.00	
8	Hole plug, 5/8"	018.086.00	
9	Fill/rinse tilt rod (2)	12.0977.01	
10	Water actuator housing	12.0987.00	
11	Water spout seal	12.0988.00	
12	Spring, .420 OD x .88	013.004.00	
13	Actuator	12.1013.00	
14	Retaining ring (10)	010.045.02	
15	Diaphragm retainer	12.0983.00	
16	Water manifold diaphragm (4)	12.0982.01	
17	Performer lower cuspidor housing	76.2020.02	

# Components

## Bowl Screen

75.0035.01 (5) Surf

75.0035.03 (5) White

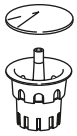


- For Cascade, Radius, Performer, A-dec 500, A-dec 400, A-dec 300, and A-dec 200 cuspidors.

## Bowl Screen Assembly

42.0085.00 Assembly

42.0090.00 Umbrella only

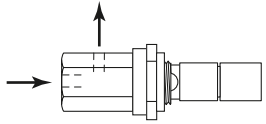


- Includes replacement umbrella and strainer
- Fits Decade 7283, Decade, Component 7280, Century II, and Excellence cuspidors

# Components

## 2-Way Push Button Hex Valve

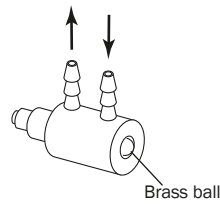
33.0108.02



- For Decade 7283 cuspidor cup fill and bowl rinse

## 2-Way Micro Valve

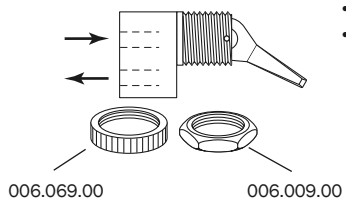
33.0134.00



- For Cascade bowl rinse and Excellence
- Brass ball

## Toggle Valve

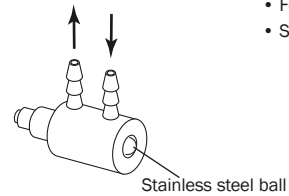
42.0683.04



- For Decade and Century II
- Surf 4 plastic toggle

## 3-Way Micro Valve

33.0138.00



- For Cascade cup fill and Excellence
- Stainless steel ball

## Long Stem Air Bleed Valve Assembly

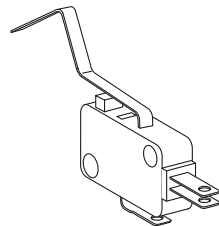
33.0025.01



- For Excellence cuspidor cup fill
- For Continental bracket and whip assembly

## Limit Switch

044.184.01

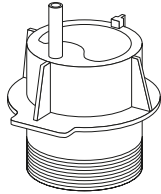


- For Decade 7283 cuspidor

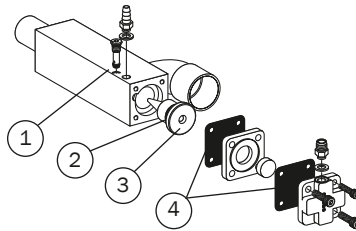
# Components and Performer Air Vacuum Generator

## Cascade Cuspidor Arm Pivot Hub

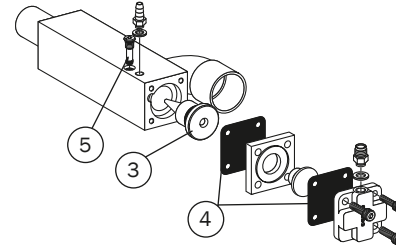
12.0931.00



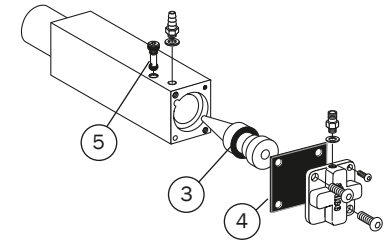
## Performer Air Vacuum Generator (International Only)



11.1100.00 After 11/95



Between 8/95 to 11/95



Between 4/95 to 8/95

REF	DESCRIPTION	PART NUMBER	PRICE
	Performer air vacuum generator (after 11/95)	11.1100.00	
1	Air bleed cartridge w/o-ring	38.0517.00	
2	O-ring (10)	030.012.02	
3	Jet	11.1085.00	
4	Diaphragm (10)	22.0440.02	
5	Air bleed cartridge w/o-ring	38.0735.00	

# A-dec LED Light Components

## PROTECTIVE BARRIERS

A-dec recommends the Medicom SafeShield disposable protective barrier designed exclusively for the A-dec LED dental light to protect your investment. For distribution or sales information on Safe Shield (item #9565), please contact Medicom via e-mail at sales@medicom.ca or customer service at 1.800.361.2862 or 514.636.6262.

## LED Light Upgrade

28.1924.00 Gray

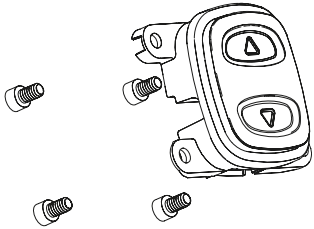


- Upgrade for existing A-dec halogen lights
- Compatible with most A-dec lights after 1993
- See note below regarding protective barriers

## LED Mode Button

28.1862.00 Cover only


90.1348.00 Button kit



## LED Circuit Boards

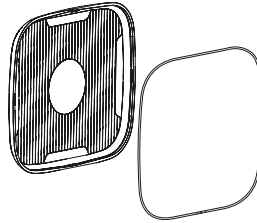
90.1345.00 Indicator board plus cable

90.1346.00 Driver board



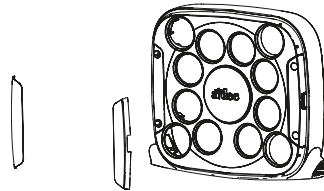
## Light Shield and Gasket Kit

90.1343.00



## 570L LED Front Housing

90.1390.00



## 500 LED Touchless Sensor Upgrade Kit

90.1811.00



- For touchless on/off light activation
- Gray 3 color (only)
- Replaces manual momentary switch
- Compatible with all A-dec 500 LED lights (not compatible with 300 LED lights)


## LED Pivot Shaft Assembly

90.1341.00



## Light Handle Kit

90.1342.01 Gray



## LED Neck Pivot Assembly

90.1349.00



## LED Light Label Kit

90.1513.00 (2)

- Label replacement required when handles are tightened or replaced

CABLE ASSEMBLIES	LIGHT LOCATION	PART NUMBER	PRICE
LED DCS dental light cable 56"	Track mounted light	90.1322.00	
LED DCS dental light cable 82"	Ceiling mounted light	90.1322.01	
LED DCS dental light cable 88"	Simulator mounted and post/ceiling mount light	90.1322.02	
LED DCS dental light cable 136"	Wall/dental furniture mounted light	90.1322.03	
LED DCS dental light cable 220"	Chair mounted light	90.1322.04	

# A-dec 300 Halogen Light Components

## Light Bulb

041.709.00 Halogen bulb 95W, 17V



- For A-dec 571, 371, 6300, and pre-Cascade dental lights
- Halogen bulb 95 W, 17V

## Bulb Cap

28.1635.00 Bulb cap



## Light Shield

28.2031.00 Shield



## A-dec 371 Light Vertical Adjustment Kit

90.1220.00



## A-dec 300 Light Post Cover Plugs

75.0150.00 Hole plug

75.2251.00 Slotted plug for monitor cables

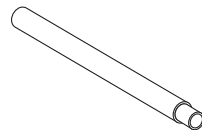


Light post mount cover plug

- For A-dec 300 intermediate light post

## A-dec 300 Intermediate Light Post

28.1624.00 Intermediate post



## Trim Ring, A-dec 300 Light Post

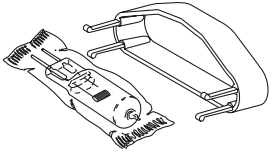
77.0876.00 Trim ring



# A-dec 500 Halogen, A-dec 200, Cascade, 6300, and Performer

## Cascade and 571 Dental Light Bulb

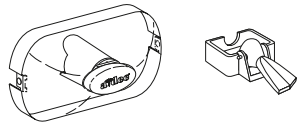
- 75.0084.00 Holder Surf 4
- 75.0084.01 Holder White 2
- 28.1004.00 Bulb and holder Surf 4
- 28.1004.01 Bulb and holder White 2
- 041.709.00 Bulb only



- For Cascade and A-dec 571 dental lights
- Includes holder and halogen bulb 95W, 17V

## Cascade Light Shield and Bracket Assembly

- 28.0503.01 Shield only
- 28.0503.02 Shield and nosepiece
- 28.1012.00 Shield bracket assy (2), Surf 4  
Includes screws
- 28.1012.01 Shield bracket assy (2), White 2  
Includes screws



- For A-dec 571 and Cascade lights

## Pivot Stops

- 28.0679.01 (5)  
For all lights after October 1987
- 28.0545.01 (5)  
For all pre-Cascade unit- and post-mount lights
- 90.1044.00 Flexarm stop kit



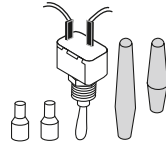
28.0679.01



28.0545.01

## Pre-Cascade, Cascade, and Performer On/Off Switch Kit

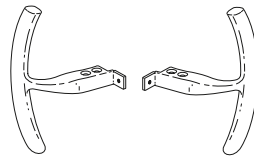
- 90.1039.00 Kit
- 28.0813.01 Long handle only, Surf 4
- 28.0813.02 Long handle only, Gray 3
- 28.1188.00 Short handle only



- Includes: toggle switch, (2) closed-end terminals and (2) on/off switch handles

## Light Handle Kit

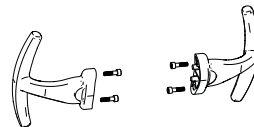
- 90.0367.01 Handle kit, Surf 4
- 90.0367.02 Handle kit, White 2



- Includes Loctite® and necessary hardware
- Includes both right and left handles

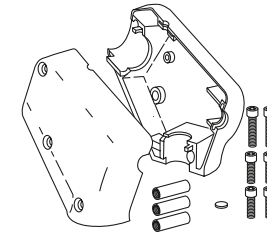
## A-dec 200 Light Handle Kit

- 90.1553.00



## Light Switch Housing Replacement Kit

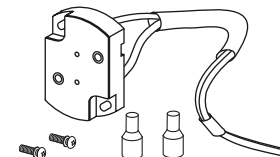
- 28.1464.01 Surf 4
- 28.1464.04 White 2



- Includes right housing, left housing, standoffs (28.1467.00), screws (002.135.00), and pivot stop (28.0679.01)

## 571, Pre-Cascade and Cascade Lamp Socket Kit

- 90.0463.01

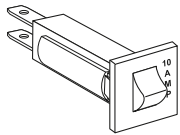


- To replace lamp socket for 571, pre-Cascade and Cascade lights
- Includes lamp socket and wire assembly, and necessary hardware

# Light Components

## Circuit Breaker Kit Pre-Cascade and Cascade

28.0758.00



- Use to replace a 10A circuit breaker
- Includes circuit breaker, wire assemblies, and necessary hardware

## Intensity Switch

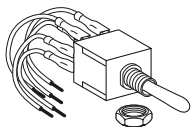
43.0054.00



- For 6300 wall-, track-, Preference-, and ceiling-mount dental lights after serial number D415121 (2004)
- A-dec 571 light

## Cascade and Pre-Cascade Intensity Switch

90.1043.00



- 6A, 24V
- For 6300 wall-, track-, Preference-, and ceiling-mount dental lights before serial number D415121
- For all Radius and Cascade lights

## A-dec 6300 Light Yoke Plug

90.1557.00 (2), Surf 4


90.1558.00 (2), White 2



- For A-dec 571 and 6300 lights

## Transformer

28.1588.00

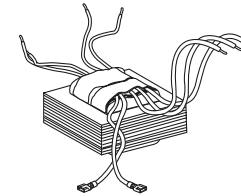


- For all 6300 dental lights after serial number D415121 (2004)

## Transformer

90.1040.00 Post, ceiling, and track mount

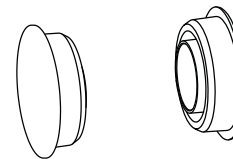
90.1041.00 Dental furniture and wall mount



- For Cascade post, track, ceiling, furniture, and wall mounted lights before serial number D415121
- Pre-Cascade other than post-mount
- Replaces 28.0720.00
- 120V or 240V

## A-dec 200 Light Yoke Plug Kit

90.1684.00



## A-dec 500 Light Post Trim Ring

77.0095.01 White 2





# 6300 Components, Cables, and Light Posts

## Cascade Light Cable Kit

90.1053.00 6300 light cable



- Replaces flexarm cable for all 6300 lights, prior to April 1, 2004
- Includes cable lube
- 137" long, cut desired length
- For Radius or Cascade lights

## Dental Light Circuit Board

28.1577.00 Kit



- For 6300 wall-, track-, Preference-, and ceiling-mount dental lights after serial number D415121 (2004)
- Includes bracket and standoffs

## Pre-Cascade 6300 Light Cable

28.0814.00

## Lubriplate

048.107.00







- Use on light hub
- 3/8 ounce tube

## Track Cap

028.008.00



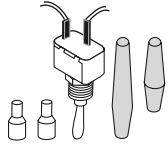
CABLE ASSEMBLIES FOR HALOGEN LIGHTS After April 1, 2004	PART NUMBER	PRICE
Track light flexarm DCS cable assembly, 50"	28.1584.00	
Wall and dental furniture mounted DCS cable assembly, 129"	28.1585.00	
Post mounted cable assembly, 68"	28.1586.00	
Ceiling mounted DCS cable assembly, 77"	28.1587.00	
571/572 on A-dec 500 chair DCS cable assembly, 220"	28.1838.00	
Track light track and trolley cable assembly	28.1604.00	

LIGHT POSTS	PART NUMBER WHITE	PART NUMBER SURF	PRICE
 For Performer: 24.5" (622 mm) H For installation on cuspidor or assistant's instrumentation: includes post, adapter, trim ring, and power cord	28.1262.01	28.1262.00	
 For Pre-Cascade chairs: 2" (51 mm) OD x 40" (1,016 mm) H For use with chair-mount to mount A-dec post-mount lights to pre-Cascade chairs	28.1976.00	-	
 For Cascade post box (extension kit): 2" (51 mm) OD x 32" (813 mm) H For post-mount light to Cascade post box: includes power cord, post, and hardware	28.1030.01	-	
 For A-dec 361 support center: 2" (51 mm) OD x 32" (813 mm) H For installation on A-dec 361 support center	99.1136.00	-	

# Performer Light Components

## Toggle Switch Kit

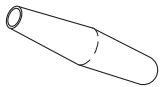
90.1039.00



- 125V, SPST 20A
- Use small Surf toggle for Performer

## Performer On/Off Switch Handle

28.1188.00



## Washers for Performer

016.053.00 Thrust .250 ID



Thrust .250 ID

## Bearing, Compression Bolt, and Compression Spring

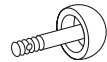
016.054.00 Bearing

28.1172.00 Bolt

013.100.00 Spring



Bearing, thrust  
.250 ID



Compression bolt



Compression spring  
.480 OD x .500 LG

## Performer Light Intensity Switch Kit

90.1045.00 Kit

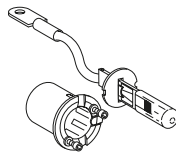


- Includes switch and cable assembly

## Performer Halogen Bulb, Socket, and Insulator Assembly

041.513.00 Bulb only

28.1289.00 Assembly



- Halogen bulb 55W, 12V
- Assembly includes bulb, socket, and insulator
- Bulb available from your local automotive supplier, type H3

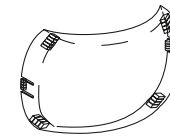
## Bulb Cap

28.1635.00 Bulb cap



## Performer Light Shield

28.1166.00



## Performer Light Cable Kit

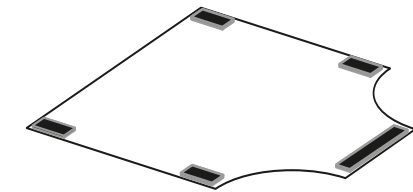
90.1054.00 Cable kit



- Includes cable lube
- Replaces cable from light through flexarm to postbox

## Toeboard Covers

TOEBOARD COVERS BY MODEL	PART NUMBER	PRICE
<b>A-dec 511 (Version B)</b>		
511 (version B), F02 formed	62.1063.00	
511 (version B), S02 sewn	62.1065.00	
511 Elastomer Armature Kit Includes elastomer and velcro attachment strips	90.1779.00	
<b>A-dec 511 (Version A)</b>		
511 (version A), F01 formed	62.0156.00	
511 (version A), S01 sewn	62.0184.00	
511 Elastomer Armature Kit Includes elastomer and velcro attachment strips	90.1779.00	
<b>A-dec 411</b>		
411, formed	62.0848.00	
411, sewn	62.0847.00	
<b>A-dec 311B</b>		
311B, formed	62.0848.00	
311B, sewn	62.0963.00	
<b>A-dec 311A</b>		
311A, formed	62.0676.00	
311A, sewn	62.0685.00	
<b>Cascade</b>		
1040, formed	61.1679.00	
1040, sewn	61.2619.00	
<b>Decade</b>		
1011/1021/1221, formed or sewn	61.1679.00	
<b>Performer</b>		
I and II	61.1679.00	
III	61.2619.00	



# Upholstery Replacement

Please have chair serial number information available for replacement upholstery.

For replacement custom or special sewn upholstery for A-dec chairs, contact customer service at 1.800.547.1883. UPS shipping available.

View the latest information on upholstery, laminate, and solid surface colors by visiting A-dec's virtual operatory color tool Inspire Me on a-dec.com. You will find color previews and part numbers for sewn and formed upholstery as well as laminates, solid surface, and quartz offerings. Experiment with creating a room with various colors of upholstery, cabinetry, and countertops. Once you have finished exploring, you can even order color samples.

## Sewn





- |  |                                  |                                       |
|--|----------------------------------|---------------------------------------|
| <input type="checkbox"/> Apricot       | <input type="checkbox"/> Ebony   | <input type="checkbox"/> Red          |
| <input type="checkbox"/> Arctic        | <input type="checkbox"/> Fuchsia | <input type="checkbox"/> Riviera      |
| <input type="checkbox"/> Campfire      | <input type="checkbox"/> Granite | <input type="checkbox"/> Sable        |
| <input type="checkbox"/> Cave          | <input type="checkbox"/> Lapis   | <input type="checkbox"/> Sassy        |
| <input type="checkbox"/> Chamois       | <input type="checkbox"/> Pacific | <input type="checkbox"/> Silver Pearl |
| <input type="checkbox"/> Charcoal      | <input type="checkbox"/> Papyrus | <input type="checkbox"/> Sky          |
| <input type="checkbox"/> Curry         | <input type="checkbox"/> Parrot  | <input type="checkbox"/> Sorbet       |
| <input type="checkbox"/> Cyan          | <input type="checkbox"/> Pecan   | <input type="checkbox"/> Timberwolf   |
| <input type="checkbox"/> Diplomat Blue | <input type="checkbox"/> Plum    | <input type="checkbox"/> Vintage      |

## Formed

- |                                    |                                     |                                   |
|------------------------------------|-------------------------------------|-----------------------------------|
| <input type="checkbox"/> Amethyst  | <input type="checkbox"/> Indigo     | <input type="checkbox"/> Sky Blue |
| <input type="checkbox"/> Black     | <input type="checkbox"/> Lemongrass | <input type="checkbox"/> Tawny    |
| <input type="checkbox"/> Driftwood | <input type="checkbox"/> Paprika    |                                   |
| <input type="checkbox"/> Hazelnut  | <input type="checkbox"/> Sapphire   |                                   |

## Replacement Upholstery Sets:

Sets include headrest cushion, back, seat, toeboard cover and armrest where applicable.

PRODUCT DESCRIPTION	CONFIGURED PART NUMBER	PRICE
<b>A-dec 511</b>		
<input type="checkbox"/> White	VC0009.0002	
<input type="checkbox"/> Surf (Only available in S01 or F01)	VC0009.0001	
<input type="checkbox"/> Sewn	VC0463.0011	
  <input type="checkbox"/> Sewn S01 upholstery <input type="checkbox"/> Sewn S02 upholstery		
<input type="checkbox"/> Formed	VC0463.0010	
  <input type="checkbox"/> Formed F01 upholstery <input type="checkbox"/> Formed F02 upholstery		
<b>A-dec 411</b>		
<input type="checkbox"/> Sewn	VC0463.0007	
<input type="checkbox"/> Formed	VC0463.0200	
<input type="checkbox"/> For knob-style headrest	VC0035.0002	
<input type="checkbox"/> For lever-style headrest	VC0035.0001	

PRODUCT DESCRIPTION	CONFIGURED PART NUMBER	PRICE
<b>A-dec 311 (Version B)</b>		
<input type="checkbox"/> Sewn (Includes dual-articulating headrest cushion)	VC0463.0167	
<input type="checkbox"/> Formed (Includes dual-articulating headrest cushion)	VC0463.0166	
<b>A-dec 311 (Version A)</b>		
<input type="checkbox"/> Sewn	VC0463.0205	
<input type="checkbox"/> Formed	VC0463.0198	
<input type="checkbox"/> For dual-articulating headrest	VC0035.0004	
<input type="checkbox"/> For adjustable neck support (Not allowed on 311A sewn)	VC0035.0005	
<b>Performer III / 8000B</b>		
<input type="checkbox"/> Formed	VC0463.0238	
<input type="checkbox"/> Narrow back	VC0013.0002	
<input type="checkbox"/> Contoured back	VC0013.0001	
<b>Cascade/Decade/Decade Plus</b>		
<input type="checkbox"/> Cascade 1040 sewn	VC0463.0024	
<input type="checkbox"/> Cascade 1040 formed	VC0463.0192	
<input type="checkbox"/> Decade 1021/1011 formed	VC0463.0189	
<input type="checkbox"/> Decade Plus 1221 sewn	VC0463.0027	
<input type="checkbox"/> Decade Plus 1221 formed	VC0463.0195	
<b>A-dec 200</b>		
<input type="checkbox"/> Formed	—	

# Upholstery Replacement

## UPHOLSTERY COLOR CHOICES

### Formed

- |                                    |                                     |                                   |
|------------------------------------|-------------------------------------|-----------------------------------|
| <input type="checkbox"/> Amethyst  | <input type="checkbox"/> Indigo     | <input type="checkbox"/> Sky Blue |
| <input type="checkbox"/> Black     | <input type="checkbox"/> Lemongrass | <input type="checkbox"/> Tawny    |
| <input type="checkbox"/> Driftwood | <input type="checkbox"/> Paprika    |                                   |
| <input type="checkbox"/> Hazelnut  | <input type="checkbox"/> Sapphire   |                                   |

### Sewn

- |  |                                  |                                       |
|--|----------------------------------|---------------------------------------|
| <input type="checkbox"/> Apricot       | <input type="checkbox"/> Ebony   | <input type="checkbox"/> Red          |
| <input type="checkbox"/> Arctic        | <input type="checkbox"/> Fuchsia | <input type="checkbox"/> Riviera      |
| <input type="checkbox"/> Campfire      | <input type="checkbox"/> Granite | <input type="checkbox"/> Sable        |
| <input type="checkbox"/> Cave          | <input type="checkbox"/> Lapis   | <input type="checkbox"/> Sassy        |
| <input type="checkbox"/> Chamois       | <input type="checkbox"/> Pacific | <input type="checkbox"/> Silver Pearl |
| <input type="checkbox"/> Charcoal      | <input type="checkbox"/> Papyrus | <input type="checkbox"/> Sky          |
| <input type="checkbox"/> Curry         | <input type="checkbox"/> Parrot  | <input type="checkbox"/> Sorbet       |
| <input type="checkbox"/> Cyan          | <input type="checkbox"/> Pecan   | <input type="checkbox"/> Timberwolf   |
| <input type="checkbox"/> Diplomat Blue | <input type="checkbox"/> Plum    | <input type="checkbox"/> Vintage      |

PRODUCT DESCRIPTION	CONFIGURED PART NUMBER	PRICE
<b>Doctor's Stools</b>		
<input type="checkbox"/> 521 doctor's upholstery set, sewn	VC0463.0225	
<input type="checkbox"/> 521 seat upholstery, sewn	VC0463.0219	
<input type="checkbox"/> 521 back upholstery, sewn	VC0463.0211	
<input type="checkbox"/> 421 doctor's upholstery set, sewn (Previously 1601 Contoured)	VC0463.0227	
<input type="checkbox"/> 421 doctor's upholstery set, formed (Previously 1601 Contoured)	VC0463.0227	
<b>Assistant's Stools</b>		
<input type="checkbox"/> 522 assistant's seat upholstery, sewn	VC0463.0220	
<input type="checkbox"/> 522 assistant's back upholstery, sewn	VC0463.0212	
<input type="checkbox"/> 422 assistant's upholstery set, sewn (Previously 1622 Contoured round)	VC0463.0230	
<input type="checkbox"/> 422 assistant's upholstery set, formed (Previously 1622 Contoured round)	VC0463.0230	

NOTE: For A-dec 200 stool upholstery replacement please contact Customer Service

PRODUCT DESCRIPTION	ITEM PART NUMBER	PRICE
<b>Headrest Mechanisms</b>		
<input type="checkbox"/> Lever-style (White)	90.1091.01	
<input type="checkbox"/> Lever-style (Surf)	90.1091.00	
<input type="checkbox"/> Knob-style 311B/411	62.1195.00	
<input type="checkbox"/> Knob-style 311A	62.0631.01	

PRODUCT DESCRIPTION	ITEM PART NUMBER	PRICE
<b>Armrest Kits</b>		
<input type="checkbox"/> 511 (version B)	90.1686.00	

PRODUCT DESCRIPTION	ITEM PART NUMBER	PRICE
<b>Seat Armature parts</b>		
<input type="checkbox"/> 511 seat armature lock kit	90.1105.00	
<input type="checkbox"/> 511 seat armature clip set (After April 2019)	90.1746.00	

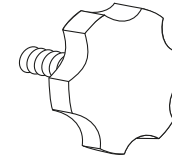
# Upholstery Screws, Headrest Knobs, and Glide Bars

DECADE AND CASCADE UPHOLSTERY SCREWS BY MODEL	PART NUMBER	PRICE
<b>Decade</b>		
Armrest (requires 3)	005.123.01	
Seat (requires 4)	61.2606.00	
Headrest	001.157.00	
<b>Cascade</b>		
Armrest	001.184.00	
Seat (requires 4)	61.2606.00	
Headrest	001.157.00	

## Headrest Locking Knob

61.1232.01 Surf 4

61.1232.02 Gray 3

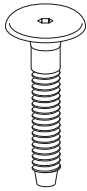


- For Cascade, Decade, and Performer III double-articulating headrest (61.2265.00)
- For Decade single-articulating headrest (61.1227.00 and 61.1548.00)

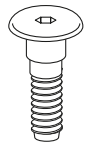
## Performer Upholstery Kits and Screws

005.155.00 Seat, each

61.2767.00 Backrest, each



- For mounting seat upholstery to frame
- Requires 4



- For mounting narrow or contoured backrest upholstery to frame
- Requires 4

## A-dec 311/411 Double Articulating Headrest Knob Kit


90.1221.00



- Includes necessary hardware

## A-dec 511/411/311 Glide Bar Bracket Kit

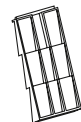
99.0719.00



- Includes necessary hardware
- With backrest locking feature

## Sliding Wedge for Glide Bar Tension

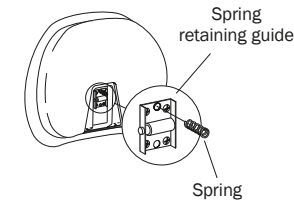
61.1569.00



- Wear pad wedge for Cascade 1040  
Decade 1221,1021, 1020  
Decade 1015/1010  
Performer III


## Stool Back Hinge Body and Spring Kit

90.1575.00



# Chair Cylinders

## Lift Cylinders



Cascade, Decade and Performer III chairs



Priority chairs (S/N M2.0196 to end)



A-dec 511 chair

LIFT CYLINDERS MODEL	PART NUMBER	PRICE
Cascade, Decade, and Performer III chairs	61.1287.00	
Priority chairs (S/N M2.0196 to end)	61.0850.00	
A-dec 511 cylinder kit, White	90.1083.01	

## Tilt Cylinders



Cascade chairs



Performer III



Decade chairs



Priority chairs (S/N A4-0300 to end)



A-dec 511 chair

TILT CYLINDERS MODEL	PART NUMBER	PRICE
Cascade chairs	61.2050.00	
Performer III	61.2050.01	
Decade chairs	61.1267.00	
Priority chairs (S/N A4-0300 to end)	61.0860.00	
A-dec 511 chair kit, White	90.1085.01	

## A-dec Manufactured Cylinders

From the raw materials to the finished assembly, A-dec manufactures hydraulic chair cylinders completely in-house.

Once machined, the components are assembled in a special room to keep debris from entering the cylinder. Then we cycle test each cylinder using ultrasonics to verify the integrity of the internal seals and perform a high pressure test up to 1500 psi. To make certain it performs flawlessly in the chair, A-dec tests each cylinder through more cycles during final chair assembly.

A-dec warrants its chair cylinders, both lift and tilt, for 10 years from the date of purchase of the chair or the cylinder.

# Chair Solenoids and Hydraulic Oil

## A-dec 300 and 400 Chair Solenoid Assembly

90.1225.00 Solenoid



- 21.6 VDC

## A-dec 511 Chair Hydraulic Solenoid Kits

90.1070.00 Black wires, 100-120V

90.1071.00 Red wires, 220-240V



## Priority Chair Solenoids

60.0601.00 White, 24 VDC



- 24 VDC
- O-ring packages:  
For two-piece block (035.041.02)  
For one-piece block (030.015.02)

## Cascade, Decade, Performer III, 8000B and Positioner Chair Solenoids

61.1336.00 Black wires, 120V

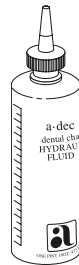
61.1337.00 Red wires, 240V



- O-ring packages:  
For two-piece block (035.041.02)  
For one-piece block (030.015.02)

## Hydraulic Oil

61.0197.00

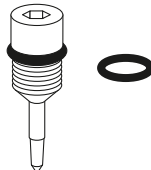


- Hydraulic oil to add to all A-dec hydraulic chairs
- Includes noise eliminating additive
- 1 pint (16 ounces)

## Flow Adjustment Screw

61.0460.00 Screw with o-ring

030.004.02 O-ring (10)



- For hydraulic manifold on all chairs
- Flow adjustment screw with o-ring

## Truss Head Slot Screw Button Head Socket Screw

001.002.01 Truss (5)

002.118.02 Button (5)



Truss



Button

- Use on all two piece hydraulic manifolds to retain flow adjustment screws
- #2-56 x 1/8
- Use on all one piece hydraulic manifolds to retain flow adjustment screws
- 4-40 x 3/16



# Power Supplies, Circuit Boards, and Capacitors

Printed Circuit Board Kits	PART NUMBER	PRICE
<b>A-dec 500</b>		
Chair	90.1072.00	
Control head	90.1076.00	
Cuspidor	90.1079.00	
Dental light	28.1577.00	
<b>A-dec 400</b>		
Chair	90.1177.00	
<b>A-dec 300</b>		
Chair	90.1177.00	
Quad volt intraoral light source	90.1168.00	
Cuspidor	90.1079.00	
<b>Cascade, Decade, and Performer II, III</b>		
Chair	90.1029.02	

Replacement Capacitors	PART NUMBER	PRICE
<b>A-dec 311 and 411 Capacitor Kits</b>		
Replacement Kit, 100V	90.1198.00	
Replacement Kit, 110-120V	90.1199.00	
Replacement Kit, 220-240V	90.1200.00	
<b>A-dec 511 Capacitor</b>		
60 UF Capacitor, 200V	041.642.00	
50 UF Capacitor, 220V	041.643.00	
15 UF Capacitor, 240V	041.644.00	

## Capacitors for Cascade, Decade, Positioner, Priority, Performer I, II, and III, 8000B Chairs



DESCRIPTION	PART NUMBER	PRICE
<b>50 UF capacitor with boot</b> For 100V, and 115V chairs, plus 240V chairs built before Feb. 13, 2001	90.1631.00	
<b>15 UF capacitor with boot</b> For A-dec 200, Performer, Cascade, and Decade chairs	90.1615.00	

## Remote Master Toggle to Power Supply Kit

90.1129.00



- Includes 25' (7.62 m) of tubing, QD and Tee connectors
- For connecting master toggle to the chair power supply

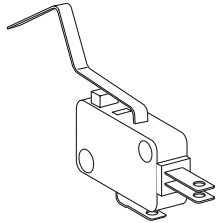
Chair Power Supplies	PART NUMBER	PRICE
<b>A-dec 511 Chair</b>		
300W, 100V	90.1073.00	
300W, 110-120V	90.1074.00	
300W, 220-240V	90.1075.00	
<b>A-dec 300, 400 Chair</b>		
300W, 110-120V	90.1179.00	
300W, 220-240V	90.1180.00	

Motor Assemblies	PART NUMBER	PRICE
<b>A-dec 200, Cascade 1040, Decade 1021/1221, and Performer</b>		
110-120V	90.1649.00	
220-240V	90.1650.00	

# Chair Limit Switches and Position Sensor

## Limit Switch

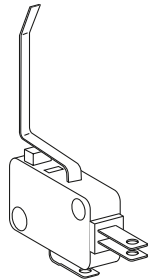
044.184.01



- Base up function for:  
Cascade 1040  
Decade 1020/1021  
Decade 1010/1011  
Positioner 1030  
Priority 1005  
Performer III
- Back up function for:  
Positioner 1030  
Priority 1005
- Chair stop function for:  
Decade 1020/1021  
Positioner 1030  
Priority 1005

## Limit Switch

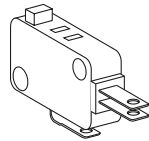
61.2065.00



- Back up function for:  
Cascade 1040

## Limit Switch

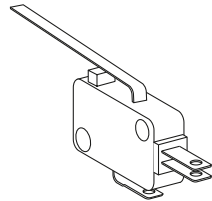
044.183.00



- Chair stop function for:  
Cascade 1040,  
Decade 1021 after June 1998,  
and Performer I and II

## Limit Switch


044.184.00



- Base up and base down function for: Performer I and II
- Back up function for:  
Decade 1020/1021  
Decade 1010/1011  
Performer III

## A-dec 511 (Version A) Positioning Sensor Retro Kit

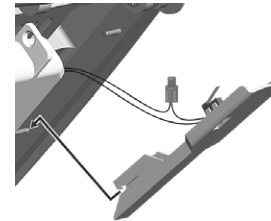
90.1639.00 Position sensor kit (2)



- For base or back positioning  
A-dec 500 chairs

## Stop Plate Switch Replacement Kit

90.1095.01 Gray 3



- For use with A-dec 511

## A-dec 311/411/511A Positioning Sensor Kit

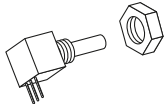
90.1183.00 Position sensor kit

- Available for 511A chairs with  
serial numbers 16J511-A17743  
& 16J511-A19047 to Present  
(or prior chairs that have already  
received the retro kit)

# Switches and Base Down Stop

## Potentiometer

041.372.00

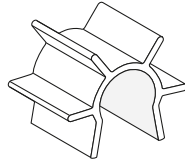


- For Cascade, Decade, and Performer II and III chairs

## Base Down Stop for Chairs\*

61.2576.00 Radius mount light

61.3053.00 Radius mount monitor mount



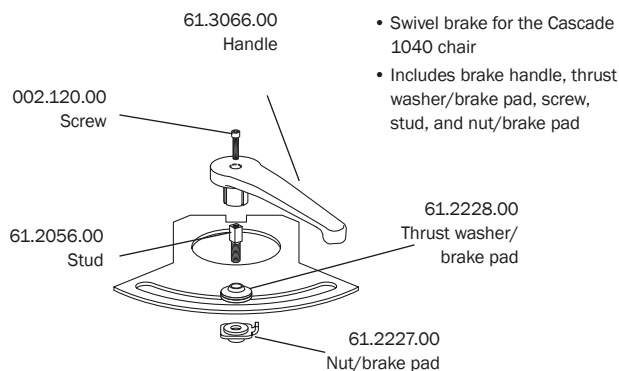
- For Radius mount light 1 3/8" is anodized aluminum
- For Radius mount monitor mount 1 1/2" is black anodized aluminum

NOTE: \*You must install the appropriate base down stop when you install a Radius mounted dental light or monitor mount on a chair. Omitting the base down stop causes damage to the motor-pump cover when the chair is moved to full base down. Reprogram the chair entry/exit function after installing the stop.

# Chair Brake Kits, Electrical Cables and Power Cords

## Cascade Chair Swivel Brake Kit

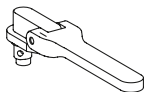
90.1016.00 Swivel brake kit



## A-dec 511/411/311B Retrofit Swivel Brake Kit

90.1637.00 Gray

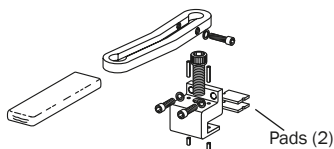
90.1638.00 Surf



## Decade Swivel Brake Kit

61.3064.00 Surf 4 brake handle  
 For Decade chairs built after June, 1998

61.1537.01 Brake pads (2)



## Priority Chair Brake Cable

Brake cable

PART NUMBER

PRICE

61.0025.00

Brake cable mount

61.0081.00

## Cascade/Decade Electrical Wiring/Cables

PART NUMBER

PRICE

Back up, base and safety plate limit switch for 1015/1020/1021/1040

61.2099.00

Base electrical wiring cable for potentiometer

61.1502.00

Back electrical wiring cable for potentiometer

61.1503.00

## Accessory Power Cord

28.1264.00 Power cord with plug for Decade, Cascade, and Performer, 115V

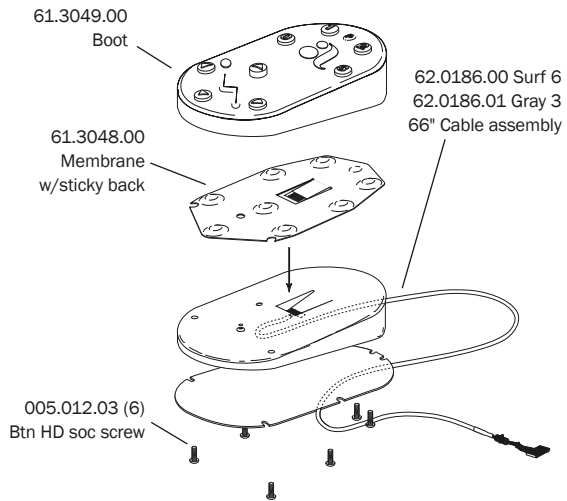
28.1276.00 Power cord without plug for Decade, Cascade, and Performer, 230V



# Footswitches and Rear Cover Kit

## 8-Button Footswitch

62.0163.01 Programmable footswitch, Gray 3  
For use on all current A-dec chairs



## Multi-Function Footswitch

Service Parts only

002.015.00 Screw  
Pan HD Phillips, 6-32 x 3/8"

017.007.01 Rubber bumpers (25)  
0.50" Dia, gray

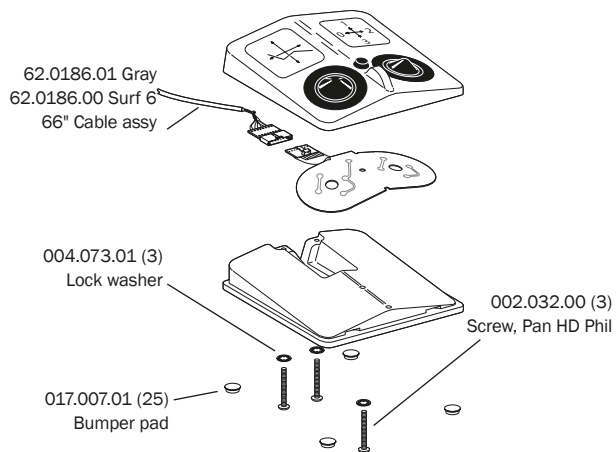
041.059.00 Push button switch  
1P1T, 5A, 120V, Normally open, momentary

## 8-Function Footswitch\*

Service parts only


8 Function footswitch (Part No. 61.2027.00) replaced by 8-button footswitch in 1997

\*Base and Cover Assy Not Available For Sale



## A-dec 300 (Version A) Rear Cover Kit


90.1266.00



# Chair Mounts, Plugs and QD Kit

## 2" Post Adapter to 511 Chair

77.0921.00



- Mounts an A-dec 300 2" post-mount delivery and support center to an A-dec 511 chair
- Includes necessary hardware

## 2" Post Adapter to 311B/411 Chair

77.1301.00



- Mounts an A-dec 300 2" post-mount delivery and support center to an A-dec 311B/411 chair
- Includes necessary hardware

## A-dec 500 Quick Disconnect Kit

90.1138.00 Chair mount QD kit



- For A-dec 511 chair-mounting or A-dec 561 support center-mounting

## 2" Post Adapter to Cascade 1040 Chair

35.1742.00



- Mounts an A-dec 300 2" post-mount delivery and support center to a Cascade 1040
- Includes necessary hardware

## A-dec 311 1/2" Hole Plug

018.002.06 White 2



## 2" Post Adapter to Decade 1021/1221 Chair

35.1741.00



- Mounts an A-dec 300 2" post-mount delivery and support center to a Decade 1011/1021/1221 chair
- Includes necessary hardware

## Performer Pivot Armrest

61.3125.00 Surf

61.3125.01 White



# Cart and Stool Casters, Stool Knobs, Base, and Foot Ring

## Stool Back Height Adjustment Knob

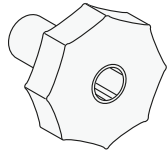
027.063.00 1622 stools, Surf 4

027.063.01 1622 stools, White 2

027.065.00 1601 stools, Surf 4

For stools manufactured before March 24, 2003

027.024.01 1600 stools, Gray



- Knob to adjust height on the back of the stool or the torso bar

## Stool Back Height Adjustment Knob

027.074.00 Surf 4

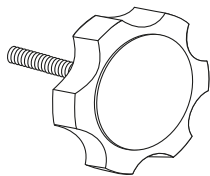
027.074.01 White 2



- Use for 1601 stools manufactured after March 24, 2003
- With molded-in bolt

## Stool Height Adjustment Knob

027.035.01 Gray



- Knob to adjust height on the assistant's stool with rotating torso

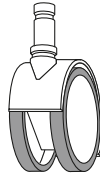
## One-Piece Casters for Carts and Stools

65.1625.03 Tile (5), Surf

65.1625.04 Tile (5), Gray 3

65.0286.03 Carpet (5), Dark Surf

65.0286.05 Carpet (5), Gray 3



- Tile caster has plastic wheel with rubber surface for use on tile floors

## Caster for Oregon Cart

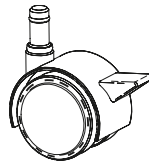
042.615.02 Tile, Gray 3



## Caster for Carts

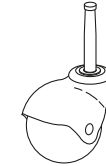
(beginning June 2014)

30.0861.00 Tile, Surf



## Caster for U-frame Carts

16.0081.00 Each



- 2" ball caster for A-dec U-frame carts prior to June 2014
- Includes screw and washer

## A-dec 500 Stool Casters

90.1527.00 (5)



## A-dec 500 Stool Base

65.1924.00



- Fits Doctor or Assistant's stools

## A-dec 500 Assistant's Stool Foot Ring

65.1928.00



# Stool Cylinders and Back Cover

## Cylinders for Doctor's Stools



521 Doctor's stools, short  
height range: 16.4" to 19.6"



521 Doctor's stools, tall  
height range: 19.6" to 24.1"



1601/421 Doctor's stools, short  
height range: 15.25" to 18.5"



1601/421 Doctor's stools, tall  
height range: 18.5" to 25.0"



Pre-Cascade doctor's stools  
(model 1600) height range: 17.5" to 24"

CYLINDER MODEL	PART NUMBER	PRICE
521 Doctor's stools kit, short cylinder range: 16.4" to 19.6"	90.1547.00	
521 Doctor's stools kit, tall cylinder range: 19.6" to 24.1"	90.1548.00	
1601/421 Doctor's stools, short cylinder range: 15.25" to 18.5"	65.0227.00	
1601/421 Doctor's stools, tall cylinder range: 18.5" to 25.0"	65.0208.00	
Pre-Cascade doctor's stools (model 1600)	65.0030.00	

## Cylinders for Assistant's Stools



522 Assistant's stools



Cascade assistant's stools Pre-Cascade assistant's stools  
(series 1620 from 06/93 through present)



Pre-Cascade assistant's stools  
(series 1620 from 03/87 to 05/93)

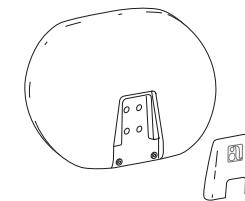
• For stools manufactured before 3/87, this cylinder can be used with the purchase of a foot ring

CYLINDER MODEL	PART NUMBER	PRICE
522 Assistant's stools	90.1528.00	
1622/422 Assistant's stools pre-Cascade assistant's stools (Series 1620 from 06/93 through present)	65.0209.00	
Pre-Cascade assistant's stools (Series 1620 from 03/87 to 05/93)	65.0031.00	

## Contour Stool Back Cover Kit

65.0289.00 Surf 4

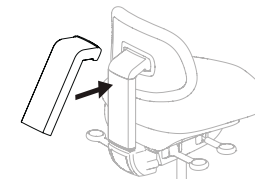
65.0289.01 White 2



• Includes back cover, trim cover, and screws

## 521/522 Stool Back Bumper

90.1767.00 White 2



• Snap on bumper/cover



## Preference II Hinges and Push Latches

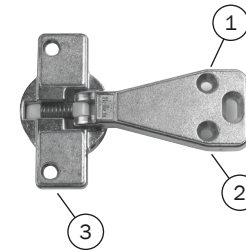
Hinges and Push Latches						
		55.5566.00	042.106.00	042.106.01	042.150.00	55.4506.00 Single door
MODEL	MODULE DESCRIPTION	← HINGES →				MAGNETIC PUSH LATCHES
5512	Midsection door					
5522	Wash station door					
5560	Storage door					
5700	Storage door					
5542	Bi-fold doors					
	Cup & towel door					
	Equipment end door					
	Wash station door					
5551	Asst's side door					
	Doctor's door					
	Doctor's w/ 2 drawers					
	Nitrous module door					
5555	Ctr base double doors					
	Ctr base pass thru door					
	Pos. 1 & 3 front/side door					
5557	Assistant's side door					
	Doctor's door					
	Midsection door					
	Nitrous storage door					
	Wash station door					
5565	Bi-fold doors					
	Cup & towel door					
	Equipment end door					
	Wash station door					
5570	Wash station door					
5670	Wash station door					
5612	Storage door					
5622	Storage door					
5632	Door					
5635	X-ray insert					
5661	Storage door					

### Equipment Drawer Hinge

042.202.00

**Screws**

1. 003.042.00 Middle/Upper
2. 001.157.00 Lower
3. 003.109.00 Base



• For equipment drawers on both Preference Collection and Preference II

## Preference II Mounting Plates

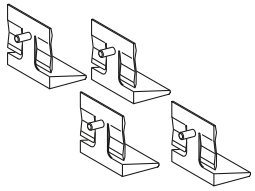
### Mounting Plates

MODEL	MODULE DESCRIPTION	PART NUMBER 042.117.00	PART NUMBER 042.151.00
5512	Wash station door		
5522			
5560	Storage door		
5700			
	Bi-fold doors		
5542	Equipment end door		
	Wash station door		
	Doctor's door		
5551	Doctor's w/ 2 drawers		
	Nitrous module door		
	Ctr base double doors		
5555	Ctr base pass thru door		
	Pos. 1 & 3 front/side door		
	Doctor's door		
5557	Nitrous storage door		
	Wash station door		
	Bi-fold doors		
5565	Equipment end door		
	Wash station door		
5570	Wash station door		
5670			
5612	Storage door		
5622			
5635	X-ray insert		
5661	Storage door		

# Preference II Shelf Clips and Glass Door Components

## Wood Shelf Clip Kit

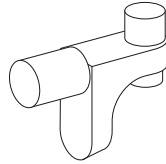
55.2078.00 Kit



- For wood shelves
- Includes (4) shelf clips

## Glass Shelf Clips

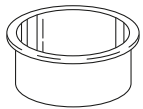
55.2078.01 Kit



- Kit includes (4) glass shelf clips, glass dimensional specifications, and installation instructions

## Bezel for Waste Drop

55.0015.01 Surf, Pref II only



- Inside dimension 5" (127 mm)
- Fits 5 1/4" (133 mm) hole

## Bumper Pad

017.007.01 (25)



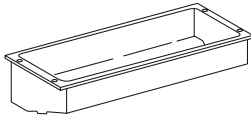
# Preference II Dispensers, Light, and Clock Timer

## Cup and Towel Dispensers

55.1248.00 Cup dispenser

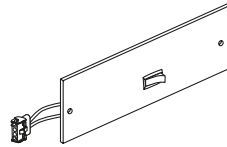
55.2404.00 Towel dispenser

003.031.00 Screw



## Clock/Timer Cover Plate with Task Light Switch

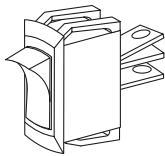
55.2698.00



- Use in place of the clock/timer assembly to activate the task light

## Fluorescent Task Light Switch

041.300.00



- For Preference II task lights
- 16A, 125V

## Fluorescent Task Light Starter

041.264.00 Starter

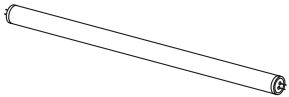
041.265.00 Ballast



041.264.00

## Preference II Task Light Bulb

For reference only

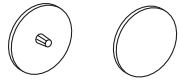


- Available locally in hardware stores
- G.E. fluorescent cool white, 20W, F20T12/CW, or equivalent

# Preference II and Collection Cover Caps, Hole Plugs, and Subbase Trim Kit

## White Cover Cap

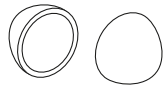
042.156.00



- Covers black Phillips screw

## Cover Cap

042.164.00

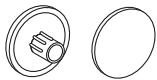


- Covers: Pan head #10 screws, upper end cap, equipment leg end

## White Cover Cap

042.159.00 5 mm

018.048.01 5/8"



- Covers 5 mm or 5/8" hole

## White Cover Cap

042.593.00 8 mm

042.148.00 10 mm



## White Cover Cap

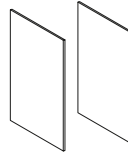
042.596.00 #8/10



## Subbase Trim Kit

56.1208.00 Slate, Preference Collection

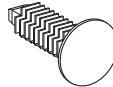
57.0586.00 Dove Grey, Inspire



- Laminate trim cap and installation instructions

## White Cover Cap

025.060.01



- Covers 3/16" to 7/32" (4.5 mm to 5.5 mm) threaded insert equipment mounting
- White Christmas tree style

## 5/8" Subbase Hole Plug

018.086.00 5/8" diameter, Surf 4

018.086.02 5/8" diameter, Slate



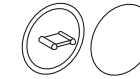
## 7/8" Subbase Hole Plug

018.096.02 7/8" diameter, Slate



## Cam Lock Cover Caps

042.553.00 Preference Collection

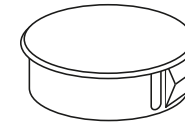


- Covers Preference Collection cam lock

## 2" Subbase Hole Plug

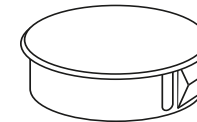
018.026.02 2" diameter, Surf 4

018.026.05 2" diameter, Slate



## 2 1/4" Subbase Hole Plug

018.093.02 2 1/4" diameter, Slate



## 1/2" Subbase Hole Plug

018.002.04 Surf 4

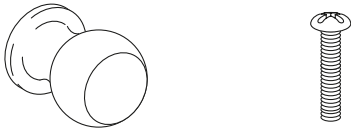
018.002.08 Slate



# Preference II and Collection Latches and Handles

## Preference Door Knob

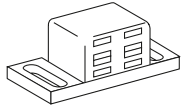
56.0593.00 Knob w/screw



## Magnetic Catch 25#

042.170.00 Catch 25#

003.032.01 Screw, 6 x 3/4, tr hd



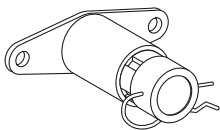
- Use (2) 003.032.01 screws

## Drawer Push Latch Kit

55.3127.00 Latch only

003.005.00 Screw, #10 x 5/8 pan hd

55.1934.00 Latch, kit



- Kit includes (4) drawer latches and (8) screws

## Back Panel Clothespin Latch

025.014.00



- For Preference II only
- Includes (2) screws

## Door Magnetic Latch

042.056.03 Latch only

55.4506.00 Lower door, Pref I and II

56.0619.00 Upper storage, Collection

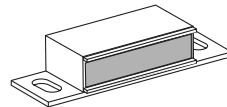


- For lower single and double doors
- For upper storage. Collection only
- Kit includes latch and necessary hardware

## Magnetic Catch 13# with Strike

042.555.00 Catch 13#

003.022.01 6 x 1/2, pan hd screw



- Use (2) 003.022.01 screws

## Auto-spring Touch Latch

56.1138.00 Latch kit


56.1139.00 Drill template



# Preference II and Collection Cable Chases and Grommets

## Chase Mount and Cover Kits

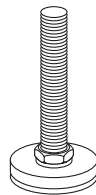
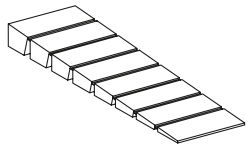
- 56.1000.00 7.13" kit
- 56.1107.00 9.25" kit
- 56.1001.00 11.50" kit
- 56.1002.00 14.75" kit
- 56.1004.00 48" cover only



- Includes chase, cover, mounting hardware and cable ties
- Kits come in (4) lengths

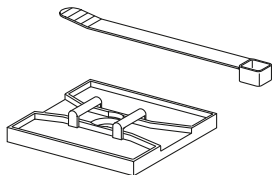
## Leveling Bumper Wedge and Leg

- 017.017.00 Bumper wedge
- 042.029.00 Leg



## Cable Ties, Cable Tie Mounts, and Cable Clamps

- 025.002.01 Medium ties (10)
- 025.003.01 Large ties (10)
- 025.019.01 Mount (10)



- Adhesive back

## Chase Cover

- 56.1198.00 Cover, 7.5" Surf
- 56.1198.01 Cover, 7.5" Surf 6
- 56.1173.00 Cover, 9.25" Surf
- 56.1173.01 Cover, 9.25" Surf 6



## Water Bottle Tubing Grommet

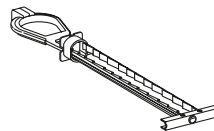
- 018.094.00 Grommet



- For routing water bottle tubing through dental furniture
- 3/4"

## 1/4-20 Toggle Bolt

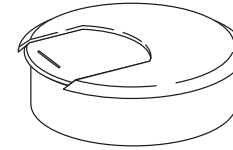
- 014.007.00



- Use for wall-mount installations

## Cord Grommet

- 018.071.00



- 2" with white cap
- For cord drop

# Dental Furniture Wash Station Components

## Auto Soap and Sanitizer Dispensers

### Style: ES6 Dispensers (Effective Feb 2022)



- Cartridges and catch shield sold separately

57.0647.00 ES6 soap dispenser and mounting hardware	
90.1861.00 Soap refill ES6 cartridge, 2 pack	
57.0648.00 ES6 sanitizer dispenser and mounting hardware	
90.1860.00 Sanitizer refill ES6 cartridge, 2 pack	
042.256.00 ES6 catch shield	

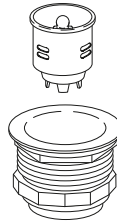
### Style: LTX-12 Dispensers (Feb 2018 - Feb 2022) (soap and sanitizer dispenser no longer available)



90.1480.00 Soap refill LTX-12 cartridge, 2 pack	
90.1479.00 Sanitizer refill LTX-12 cartridge, 2 pack	
042.777.00 LTX-12 catch shield	

## Stainless Steel Sink Basket and Strainer

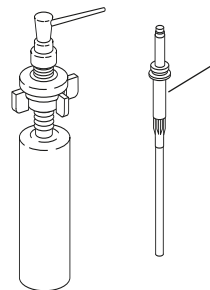
- 042.045.00 Preference II
- 042.062.00 Preference Collection



- Includes stainless steel basket, rubber gasket and strainer
- 042.045.00 fits Preference II square or round stainless sinks
- 042.062.00 fits all Preference Collection sinks

## Liquid Soap Dispenser Bottle

- 042.584.00 Chrome soap dispenser assembly
- 042.585.00 Pump assembly only
- 042.586.00 Bottle only
- 042.587.00 Funnel to fill soap dispenser



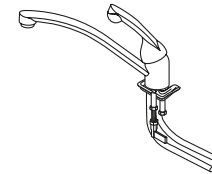
Pump assembly  
042.585.00

- Complete liquid or lotion dispenser and bottle assembly
- For Preference II porcelain sink only modules manufactured beginning in 1995
- Includes bottle, pump, support assembly, and hardware

NOTE: For Preference II manufactured before 1995, order the complete assembly to replace existing dispenser.  
NOTE: White finish is no longer available, service with chrome soap dispenser.

## Preference Faucets

- 042.551.00 9" Chrome



- For both Preference Collection and Preference II

NOTE: White finish is no longer available, service with chrome faucet.

## Cup and Towel Dispenser


- 56.1295.00 Dispenser



- For dispensing units in Preference Collection 5543, 5580, and 5730

## Soap Dispenser Kit

- 042.122.00 Soap dispenser kit



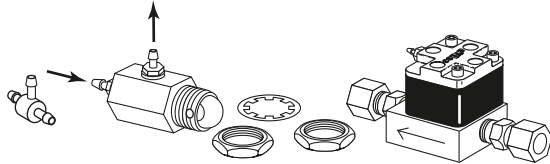
- Attaches to the soap dispenser, replacing the small bottle



# Preference II and Collection Faucet Activation

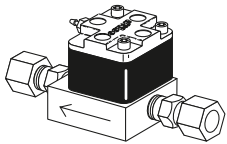
## Faucet Activating Control Kits

- 56.0291.00 Single actuator control for kick plate, 5543
- 56.0259.00 Single actuator control with catch and bracket, 5580, 5590, 5531, and 5631
- 56.0298.00 Double actuator control with catches and brackets, 5543



## Water Shut-off Valve

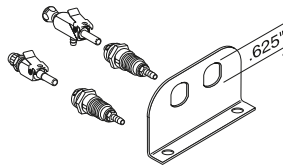
34.0036.00



- For Preference Collection and Preference II sinks

## Air/Water Quick-disconnect (QD) Kit

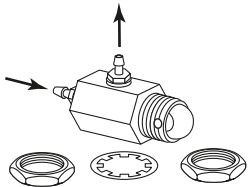
56.0340.00



- Includes mounting bracket, air and water QDs

## Actuator Valve

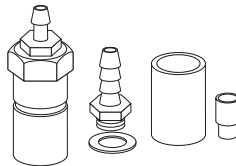
026.096.00



- For door and foot-activated water dispenser

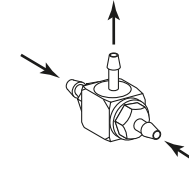
## Air Supply Adapter Kit for Faucet Activation

90.0003.00



## Shuttle Valve Assembly

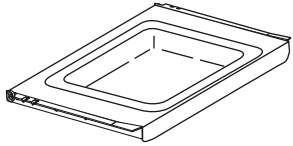
026.074.01



# Preference Collection Hardware

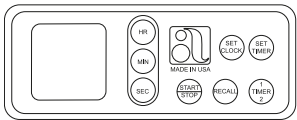
## Slide-out Tub Holder

56.0283.00



## Clock Timer

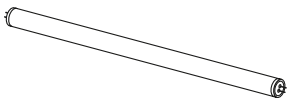
56.0200.00



- Includes 9V battery

## Preference Collection Task Light Bulbs

For reference only



- Available locally in hardware stores

G.E. fluorescent cool white:

- For 18" Light, 15W, F15T8-TL41, or equivalent
- For 24" Light, 17W, F17T8-TL41, or equivalent

## Bumper Pad

017.029.01 (24)

042.644.00 ICC auto upper bumper

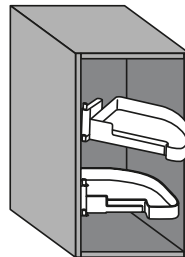


- For both Preference Collection and Preference ICC

## Swing-out Shelves

56.0254.00 Swing-out right

56.0254.01 Swing-out left



- Left shelf shown

## CPU Vent

042.583.00 CPU vent, Surf

042.660.00 CPU vent, Surf 6



- For Preference Collection

## CPU Ventilation Fan

56.1120.00 For hinged door

56.1124.00 For sliding door




- For Preference Collection
- Powered by USB
- Does not include vent

# Preference Collection Hardware

## 125° Free Swinging Hinge


042.549.00



- Hinge will move freely at pivot point

## 125° Self Close Hinge

042.550.00



- Hinge will snap shut at pivot point

## 125° Inset Self Close Hinge


042.576.00



- Hinge is used for 5543 & 5732 x-ray bi-fold doors

## 170° Free Swinging Hinge


042.567.00



- Hinge will move freely at pivot point

## 155° Self Close Hinge

042.688.00



- Hinge will snap shut at pivot point

## 45° Self Close Hinge

042.144.00



- Hinge will move freely at pivot point
- Used on 5591 ICC upper doors and non soft close lower door

## 45° Soft Close Hinge


042.691.00



- Hinge will slowly close on its own
- Used on 5591 soft close lower door

## 180° Bi-fold Door Hinge

042.589.00



## Clip-on Hinge Mounting Plate

042.117.00



# Preference Collection Hardware

## Clip-on Hinge 9 mm Off Set Mounting Plate

042.151.00



- Used on 5543 & 5732 x-ray bi-fold doors

## Soft Close Attachment


042.687.00



- Clips to pressed in back plate

## Soft Close Hinge Attachment


042.684.00



- Clips to hinge

## Drawer Slide Soft Close Attachment

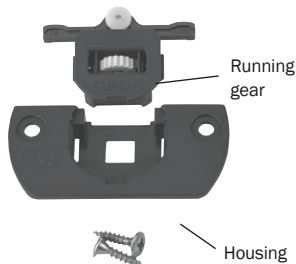
042.689.00



## Door Slides

042.616.00 Running gear


042.617.00 Housing



- For sliding door storage on 5562 and 5662
- For cabinets after serial number E228447 and date 06/02/02

## Equipment Drawer Hinge

042.202.00



- For equipment drawers on both Preference Collection and Preference II

# Preference Collection Glass Shelves, Gloves and Tissue Grommet

## Preference Collection Glass Shelves

These products have same day lead times

MODEL	MODULE	PART NUMBER	WIDTH		DEPTH		PRICE (set of 4)
			(in)	(mm)	(in)	(mm)	
5562	34" Upper P/T storage	56.0391.01	31½	791	15½	384	
	34" Upper non P/T storage	56.0391.01	31½	791	15½	384	
	42" Upper P/T storage	56.0392.01	12¾	314	15½	384	
	42" Upper non P/T storage	56.0392.01	12¾	314	15½	384	
5662	34" Upper P/T storage	56.0394.01	31½	791	18½	473	
	34" Upper non P/T storage	56.0391.01	31½	791	15½	384	
	42" Upper P/T storage	56.0395.01	12¾	314	18½	473	
	42" Upper non P/T storage	56.0392.01	12¾	314	15½	384	
5580	42" Upper P/T storage	56.0392.01	12¾	314	15½	384	
	42" Upper non P/T storage	56.0392.01	12¾	314	15½	384	
5731	34" Upper storage insert	56.0391.01	31½	791	15½	384	
	42" Upper storage insert w/div.	56.0392.01	12¾	314	15½	384	

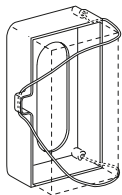
### Gloves and Tissue Grommet

- 018.103.00 Grommet, White
- 018.115.00 Grommet, Surf 6



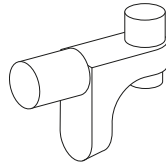
### Gloves Dispenser Assembly

56.0205.00



### Shelf Clip Kit

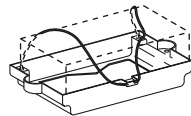
56.0603.00



- Kit includes (16) glass shelf clips

### Mask Dispenser

56.0175.01



# Preference ICC Dryer and Upper Storage Components

## Storage Fan Transformer


56.1088.00



- 12V transformer
- For clean storage on Preference ICC


## Upper Door Sliding Hinge

56.1141.00 Upper sliding hinge




## Storage Light Lenses (Top)

56.0649.00 Blue lens  
 56.0650.00 Red lens  
 56.0688.00 Opaque lens  
 041.693.00 Lamp, 9W



## Dryer Element

041.689.00 Dryer element



## Clean Storage Fans

56.1089.00 ICC fan, clean storage



- For clean storage modules on Preference ICC

## Air Cylinder

56.0914.00 Upper door kit  
 56.0918.00 Dryer drawer kit



- Opens the upper storage doors and dryer drawer

## Storage Light Lenses (Bottom)

56.0647.00 Blue lens  
 56.0648.00 Red lens  
 56.0689.00 Opaque lens  
 041.693.00 Lamp, 9W



## Dryer Fans

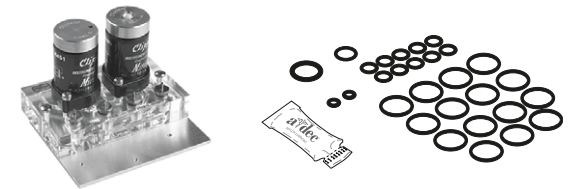
56.1075.00 Dryer fan



- 56.1075.00 – each dryer has (2) fans (for serial #E653876 and after)

## Foot Activated Storage, ICC

56.0890.00 ICC valve assembly  
 56.1281.00 O-ring kit, ICC valve



# Preference ICC Miscellaneous

## Bungee Cord Assembly

- 56.0867.00 13.5' Bio-waste drawer
- 56.0970.00 9' Sink waste drawer



- Used with knee-activated waste and bio-waste sort drawers

## Leveling Foot Kit


- 56.0887.00 Leveling foot kit



- Use (4) screws (003.108.00) to attach leveling foot
- Screws are not included

## Soap Dispenser Kit


- 042.122.00 Soap dispenser kit



- Includes (4) sizes of bottle caps

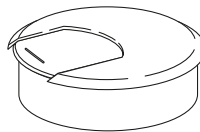
## Slide-out Shelf Assembly

- 56.0643.00 Countertop shelf
- 56.0644.00 Interior mount shelf



## Cord Grommet

- 018.071.00 2" Cord grommet



## Auto-Spring Touch Latch

- 56.1138.00 Latch kit



- Spring latch for knee-activated waste sort and bio-waste sort

## Extendable Faucet

- 042.648.00 Extendable faucet



- Available only for Preference ICC

## Drawer Inserts

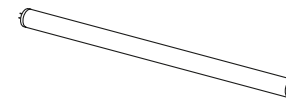
- 56.0628.00 1 Section storage
- 56.0629.00 2 Section storage
- 56.0630.00 4 Section storage
- 56.0631.00 1 Section wrapping
- 56.0632.00 6 Section wrapping



- Inserts come with deep storage sections or shallow wrapping sections

## Preference ICC Task Light Bulbs

For reference only



- Available locally in hardware stores

G.E. fluorescent cool white:

- For 18" Light, 15W T8, F15T8-SP41, or equivalent
- For 24" Light, 17W T8, F17T8-SP41, or equivalent
- For 36" Light, 25W T8, F25T8-SP41, or equivalent
- For 48" Light, 32W T8, F32T8-SP41, or equivalent

## A-dec ICV Kits

PREFERENCE ICV KITS	PART NUMBER	PRICE
ICV front face kit for (2) 15 mm HVE, (1) SE Includes: Face plate, IG, (2) 15 mm, (1) SE	90.1791.00	
ICV front face kit for (1) 11 mm HVE , (1) 15 mm HVE, (1) SE Includes: Face plate, IG, (1) 11 mm , (1) 15 mm, (1) SE	90.1785.00	
INSPIRE ICV KITS	PART NUMBER	PRICE
<b>With Touch Pad Label</b>		
ICV power panel kit for (2) 15 mm HVE, (1) SE Includes: Face plate, IG, (2) 15 mm, (1) SE	90.1788.00	
ICV power panel kit for (1) 11 mm HVE , (1) 15 mm HVE, (1) SE Includes: Face plate, IG, (1) 11 mm , (1) 15 mm, (1) SE	90.1786.00	
ICV power panel kit for (2) 11 mm HVE , (1) SE Includes: Face plate with PCB assembly	57.0128.00	
<b>Without Touch Pad Label</b>		
ICV power panel kit for (2) 15 mm HVE, (1) SE Includes: Face plate, IG, (2) 15 mm, (1) SE	90.1789.00	
ICV power panel kit for (1) 11 mm HVE , (1) 15 mm HVE, (1) SE Includes: Face plate, IG, (1) 11 mm , (1) 15 mm, (1) SE	90.1787.00	
ICV power panel kit for (2) 11 mm HVE , (1) SE Includes: Face plate with blank label, (2) 11 mm HVE, (1) SE	57.0129.00	
ICV Printed Circuit Board Assembly, Kit	90.1155.00	



# Compressor Installation Items

## Compressor Installation Kit

A0075



- Includes SC Install Guide
- Included with all new compressors

## Evaporation Pan

C0148



- Included in A0075

## Push To Connect $\frac{3}{8}$ " x $\frac{1}{2}$ " NPT

P0066



- Included in A0075

## Compressor Mounting Feet

C0121 (1)



- Only 1 included
- 4 feet included in A0075 kit

## Fresh Air Intake Kit

A0019



## Compressor on Top of Compressor Mounting Kit

A0090



- Used when mounting a compressor on top of another compressor
- Only compatible with SC3, SC5, and SC7

## Vacuum on Top of Compressor Mounting Kit

A0047



- Vacuum on top of compressor
- Only compatible with SC3, SC5, and SC7


## Buck Boost Transformer, 500VA

E0275

# Compressor Maintenance Items

## SC3/5/7 Annual Maintenance Kit

A0050



- Intake and ambient filter
- For SC3, SC5, and SC7

## Ambient Panel Air Filter

C0046.1



- Included in A0050 and A0150 maintenance kits
- Located on the front panel/door

## SC10/12 Annual Maintenance Kit

A0150



- Intake and (2) ambient filters
- For SC10 and SC12

## Intake Filter

C0098



- Included in A0050 and A0150 maintenance kits
- Located on the left side of the compressor

## Compressor Maintenance Reminder Sticker

C0242



- Included in A0075 installation kit

## Compressor Dryer Adsorbent Media Sheets

A0051



- 5 year replacement
- Air dryer adsorbent media

# Compressor Upgrades

## SC3 to SC5 Upgrade Kit

A0065.0305

- Machines with SN greater than D3965
- Call customer service to verify part number

## SC5 to SC7 Upgrade Kit

A0065.0507

- Machines with SN greater than D3965
- Call customer service to verify part number

## SC10 to SC12 Upgrade Kit

A0065.1012

- Machines with SN greater than D3965
- Call customer service to verify part number

# Compressor Replacement Parts

## Moisture Indicator

C0099



## Ceramic Fuse 6.3A 250V

E0228



- 5 mm x 20 mm

## SC7 Capacitor Assembly


A0092.07



- For Gast motors only
- For Compressors with SN greater than D2964

## Brass Check Valve 1/4" NPT

C0133



## SC3 Capacitor Assembly

A0092.03



- For Gast motors only
- For Compressors with SN greater than D2964

## SC10 Capacitor Assembly

A0092.10



- For Gast motors only
- For Compressors with SN greater than D2964

## Glass Fuse 2A 250V

E0140



- 5 mm x 20 mm

## SC5 Capacitor Assembly

A0092.05



- For Gast motors only
- For Compressors with SN greater than D2964

## SC12 Capacitor Assembly

A0092.12



- For Gast motors only
- For Compressors with SN greater than D2964

# Compressor Replacement Parts

## SC3 Replacement Capacitor Assembly

A0099.03



- For Thomas motors only
- For Compressors with SN less than D2965

## SC5 Replacement Capacitor Assembly

A0099.05



- For Thomas motors only
- For Compressors with SN less than D2965

## SC7 Replacement Capacitor Assembly

A0099.07



- For Thomas motors only
- For Compressors with SN less than D2965

## SC10 Replacement Capacitor Assembly

A0099.10



- For Thomas motors only
- For Compressors with SN less than D2965

## SC12 Replacement Capacitor Assembly

A0099.12



- For Thomas motors only
- For Compressors with SN less than D2965

# Vacuum Installation Items

## Vacuum Installation Kit

A0077



- Includes DV Install Guide
- Included with all new vacuums

## Vacuum Adjustable Feet

74.0001.00M



- (4) adjustable feet included
- 4 feet included in A0077 kit

## High-Temperature Flexible Hose, 10' long

P0167 10' exhaust hose

P0176 Exhaust install fitting, 2 x 1-1/2" PVC

P0177 Exhaust install fitting,  
1.5" barb x 1.5" spigot PVC

P0145 Exhaust hose clamp



- Included with all new vacuums
- For dry vacuum exhaust

## Vacuum Drain Hose 1.5" diameter

P0170



- 5' long
- No kink hose
- Included in A0077 kit

## Vacuum on Top of Compressor Mounting Kit

A0047



- Vacuum on top of compressor
- Only compatible with SC3, SC5, and SC7

## 5' Suction Hose 2" diameter

P0210



- 5' long
- Included in A0077 kit

## High Temperature SS Exhaust Elbow with Drip Leg

A0061 Exhaust Elbow

C0172 DV Exhaust Elbow o-ring

P0178 Drip leg hose

P0180 Drip leg hose clamp



- Included with all new vacuums
- For dry vacuum exhaust

# Vacuum Maintenance Items

## Annual Maintenance Kit

A0049



- Used on DV5, DV7, DV10, and DV12
- Tandem setups order qty 2
- Includes:
  - (1) check valve
  - (1) vacuum filter

## Dry Vacuum Filter

C0074



- Located inside top of tank
- Included in A0049 maintenance kit

## Vacuum Maintenance Reminder Sticker

C0243



- Included in A0077 installation kit

## Dual Vacuum Kit

A0058



- Includes:
  - (2) clear PVC check valves
  - (1) PVC fittings for dual vac intake

## Clear PVC Check Valve

P0101



- NSF - Certified
- High Flow
- Included in A0049 maintenance kit

## A-dec Evacuation System Cleaner

91.0060.00 33 fl oz (976 mL)  
Liquid concentrate, 12 bottles

91.0061.00 128 fl oz (3.78 L)  
Liquid concentrate, 4 bottles with pumps



128 fl oz (3.78 L)



33 fl oz (976 mL)

# Vacuum Upgrades

## DV5 to DV7 Field Upgrade

A0088.0507

- Call customer service to verify part number

## DV7 to DV10 Field Upgrade

A0088.0710

- Call customer service to verify part number

## DV10 to DV12 Field Upgrade

A0088.1012

- Call customer service to verify part number



# Vacuum Replacement Parts

## Horizontal-Mount Float Switch

C0070



## Ceramic Fuse 20A 250V

E0139



• 5 mm x 20 mm

## Glass Fuse 500MA 250V

E0141



• 5 mm x 20 mm

## Glass Fuse 2A 250V

E0140



• 5 mm x 20 mm

# Mechanical Room Controls and Accessories

## Smart-Shield Touch Screen Kit

A0032



- Includes:
  - (1) C0095.02 Smart-Shield Touch Screen
  - (1) C0230 Smart Hub
  - (1) E0129 AC/DC 48v adapter
  - (2) E0136 7' ethernet Cat-6 cable
  - (1) E0143 25' ethernet Cat-6 cable

## Smart-Shield Touch Screen

C0095.02



- Replacement part only, if ordering to add to a new system please purchase A0032
- Included in A0032 kit

## Smart Hub

C0230



- Replacement part only, if ordering to add to a new system please purchase A0032
- Included in A0032 kit

## Smart Hub Extender

C0118



- Expansion ports for more than 3 smart connected devices

## Single-Gang 1-Button Push-button Control, 24V AC-DC

A0082.11



## Single-Gang 2-Button Push-button Control, 24V AC-DC

A0082.12



## Double-Gang 2-Button Push-button Control, 24V AC-DC

A0082.22



## Double-Gang 3-Button Push-button Control, 24V AC-DC

A0082.23



## Double-Gang 4-Button Push-button Control, 24V AC-DC

A0082.24



## Remote Monitoring Hub

C0184



- Used with push-button controls
- Not compatible with touchscreen

## External Wall Box for Touch Screen

C0160



## Single-Gang Outlet Box for Touch Screen

C0223



# Water Control Valves

## 24V Water Safety Valve with Filter, 1" or Smaller Piping

A0048.A1



- Used with 24V push button controls only

## Digital Water Safety Valve with Filter, 1" or Smaller Piping

A0048.D1



- Used with Smart-Shield touch screen only

## 24V Water Safety Valve with Filter, 1.5" Piping

A0048.A15



- Used with 24V push button controls only

## Digital Water Safety Valve with Filter, 1.5" Piping

A0048.D15



- Used with Smart-Shield touch screen only

## 24V Water Safety Valve with Filter, 2" Piping

A0048.A2

- Used with 24V push button controls only

## Digital Water Safety Valve with Filter, 2" Piping

A0048.D2

- Used with Smart-Shield touch screen only

# Water Filter Maintenance Items

## 1" Replacement Water Filter Element

C0129



- Used with A0048.A1 and A0048.D1

## Water Filter Maintenance Reminder Sticker

C0244



- Included with all new Water Safety Valves with Filter

## 1.5" Replacement Filter Element Kit

C0219

- Used with A0048.A15 and A0048.D15

## 2" Replacement Filter Element Kit

C0220

- Used with A0048.A2 and A0048.D2

## Numerical Index

001.002.01	92, 132, 152	008.025.00	21, 68	018.026.05	30, 63, 165	022.100.01	130	024.166.03	80
001.021.00	105	009.005.00	68	018.048.01	165	022.101.01	130	024.136.00	132
001.034.00	101	009.007.00	67	018.071.00	167, 175	022.119.00	130	024.179.01	80
001.103.00	104	009.008.00	67	018.086.00	137, 165	023.001.03	43, 52, 126	024.179.03	80
001.157.00	150	009.013.00	67	018.086.02	165	023.004.03	52, 97	024.191.05	80
001.184.00	150	009.014.00	67	018.093.02	165	023.004.04	52	024.191.07	80
001.191.00	113	009.015.00	67	018.094.00	42, 167	023.014.02	52	024.192.01	80
001.224.00	101	009.018.00	21, 68	018.096.02	165	023.019.02	51	024.192.03	80
002.032.00	157	009.035.00	67	018.103.00	173	023.019.03	51	024.193.01	80
002.094.02	21	009.036.00	67	018.115.00	173	023.025.00	51	024.193.03	80
002.112.00	40	009.037.00	68	021.010.00	55	023.028.00	52	024.200.00	40
002.118.02	152	010.002.00	39	021.012.00	55	023.029.00	54	024.202.01	80
002.120.00	156	010.045.02	137	021.014.00	55	023.030.02	53	024.202.02	80
002.135.00	143	010.073.01	93	021.016.04	53	023.031.01	53	024.214.01	80, 97
003.005.00	166	011.038.01	87, 93	021.020.00	55, 64	023.036.00	52, 107	024.214.02	80
003.022.00	96	011.052.00	101	021.027.01	52	023.045.04	51	024.218.02	21, 80
003.022.01	166	013.003.01	93	021.029.00	55	023.057.01	53	024.218.03	21, 80
003.031.00	164	013.004.00	137	021.030.00	55	023.065.01	52	024.221.01	80
003.032.01	166	013.011.00	109	021.034.01	53	023.070.00	52, 107	024.221.02	80
003.071.00	40	013.015.00	105	021.042.00	55, 65	023.079.00	51	024.229.01	80
003.078.00	96	013.025.00	106	021.056.00	55	023.088.00	74	024.229.02	80
003.088.00	96	013.027.00	105	022.001.00	56	023.094.01	53	024.232.01	80
004.005.01	53, 107	013.038.01	92	022.009.01	53, 56	023.095.01	53	024.248.01	80, 97
004.005.02	43, 52, 53, 97, 107, 126	013.064.01	90, 92, 94	022.014.01	64	023.804.00	52	024.248.03	80, 97
004.035.00	101	013.072.00	104	022.014.03	56	023.805.01	52, 97	024.255.01	80
004.060.00	109	013.100.00	146	022.015.01	56	023.814.01	51	024.255.02	80
004.073.01	157	013.123.00	110	022.016.00	56	023.816.00	131	024.256.01	80
004.137.00	43	014.006.00	63	022.019.00	56	023.829.01	131	024.256.02	80
004.173.00	109	014.007.00	63, 167	022.021.00	56	024.015.04	71	024.257.02	80
004.237.00	109	016.044.00	59	022.023.00	56	024.015.05	71	024.257.03	80
004.261.00	40	016.053.00	146	022.025.00	56, 64	024.090.04	21, 72	024.258.03	80
005.012.03	157	016.054.00	146	022.028.00	56	024.090.05	21, 72	024.259.00	132
005.012.05	40	016.108.00	59	022.029.02	56	024.142.01	80	024.260.01	90
005.110.00	39, 127	017.007.01	96, 157, 163	022.041.00	56	024.142.03	80	024.260.02	90
005.123.01	150	017.017.00	167	022.043.00	56	024.144.01	80	024.273.00	80
005.136.00	40	017.029.01	170	022.044.00	56	024.144.03	80	024.273.01	61, 80
005.155.00	150	018.002.04	49, 63, 165	022.045.00	56	024.147.01	75	025.002.01	68, 167
006.009.00	66, 81, 82, 83, 85, 87, 139	018.002.05	49, 63	022.090.00	130	024.148.01	75	025.003.01	68, 167
006.069.00	81, 82, 83, 85, 87, 139	018.002.06	49, 63, 158	022.091.01	130	024.148.02	75	025.007.01	53
006.133.01	135	018.002.08	49, 63, 165	022.092.01	130	024.148.04	75	025.007.02	53
007.002.00	126	018.010.02	63	022.093.01	130	024.152.01	80	025.014.00	166
008.023.00	68	018.010.03	63	022.094.01	130	024.152.03	80	025.015.01	53
		018.026.02	30, 63, 165	022.095.01	130	024.153.18	80	025.015.02	53
		018.026.03	30, 63	022.098.01	130	024.153.20	80	025.019.01	167
		018.026.04	30, 63	022.099.01	130	024.166.01	80	025.036.01	68

## Numerical Index

025.052.00.....	87	027.065.00.....	159	035.040.01.....	29	036.054.03.....	72	042.148.00.....	165
025.060.01.....	165	027.070.00.....	26	035.041.02.....	47, 152	036.054.04.....	72	042.150.00.....	161
025.106.00.....	30	027.074.00.....	159	035.049.01.....	46, 123	036.066.03.....	72	042.151.00.....	162, 172
025.109.01.....	53	028.008.00.....	129, 145	035.050.01.....	46	036.066.04.....	72	042.156.00.....	165
026.001.00.....	57	030.001.02.....	47, 132	035.053.01.....	47, 127, 130	036.103.03.....	21, 72	042.159.00.....	165
026.007.00.....	57	030.002.02....	47, 93, 123, 124	035.060.00.....	130	036.103.04.....	21, 72	042.164.00.....	165
026.015.00.....	57	030.003.02.....	47, 104	035.062.01.....	89	036.114.01.....	72	042.170.00.....	166
026.020.00.....	57	030.004.02.....	47, 93, 106,	036.003.03.....	71	036.114.03.....	72	042.202.00.....	161, 172
026.022.00.....	57	.....	107, 108, 152	036.003.04.....	71	036.116.01.....	72	042.256.00.....	168
026.035.00.....	57	030.006.02.....	39	036.004.03.....	71	036.116.03.....	72	042.549.00.....	171
026.036.00.....	57, 87	030.008.02.....	47	036.004.04.....	71	041.264.00.....	164	042.550.00.....	171
026.040.00.....	57	030.009.01.....	47	036.005.03.....	71	041.265.00.....	164	042.551.00.....	168
026.043.00.....	57	030.011.02..	47, 135, 136, 138	036.005.04.....	71	041.300.00.....	164	042.553.00.....	165
026.062.00.....	66, 85	030.012.02.....	47, 97, 140	036.006.03.....	71	041.317.00.....	35, 75	042.555.00.....	166
026.065.00.....	57	030.013.02.....	47, 123, 124	036.006.04.....	71	041.372.00.....	155	042.567.00.....	171
026.073.02.....	86	030.014.01.....	47, 124, 129	036.009.04.....	71	041.458.00.....	115	042.576.00.....	171
026.074.01.....	86, 169	030.015.02.....	47, 152	036.009.05.....	71	041.501.00.....	29	042.583.00.....	170
026.096.00.....	169	030.016.02..	47, 124, 131, 134	036.010.03.....	71	041.513.00.....	146	042.584.00.....	168
026.118.00.....	65, 68	030.017.00.....	124	036.010.04.....	71	041.554.00.....	116	042.585.00.....	168
026.123.00.....	82	030.019.03.....	47	036.011.03.....	71	041.555.00.....	116	042.586.00.....	168
026.125.00.....	57, 58	030.023.02.....	47, 64	036.013.03.....	71	041.582.00.....	62	042.587.00.....	168
026.130.00.....	58	030.026.00.....	16	036.013.04.....	71	041.637.00.....	116	042.589.00.....	171
026.131.00.....	58	030.026.01.....	47, 129	036.014.02.....	71	041.637.02.....	116	042.593.00.....	165
026.132.00.....	58	030.027.00.....	15	036.018.03.....	71	041.637.04.....	116	042.596.00.....	165
026.132.80.....	59	030.027.01.....	47, 129	036.018.04.....	71	041.637.05.....	116	042.615.02.....	159
026.134.00.....	58	030.034.02.....	47, 129	036.019.03.....	71	041.637.06.....	116	042.616.00.....	172
026.157.00.....	58	030.035.02.....	47, 127, 128	036.019.04.....	71	041.642.00.....	153	042.617.00.....	172
026.158.00.....	66, 85	030.224.01.....	134	036.031.02.....	72	041.643.00.....	153	042.644.00.....	170
026.160.01.....	103	030.228.02.....	47	036.031.04.....	72	041.644.00.....	153	042.648.00.....	175
026.161.00.....	74	031.130.01.....	39, 47	036.032.02.....	72	041.659.01.....	115	042.660.00.....	170
026.164.00.....	64	034.001.01.....	46, 104	036.032.04.....	72	041.660.00.....	131, 134	042.684.00.....	172
026.174.01.....	73	034.002.01.....	46	036.033.02.....	72	041.684.00.....	115	042.687.00.....	172
026.175.01.....	73	034.007.01.....	21, 46, 89	036.033.04.....	72	041.689.00.....	174	042.688.00.....	171
026.181.00.....	59	034.012.01....	46, 77, 78, 123	036.034.02.....	72	041.693.00.....	174	042.689.00.....	172
026.182.00.....	59	034.013.01..	21, 46, 76, 78, 123	036.034.04.....	72	041.709.00.....	21, 142, 143	042.691.00.....	171
026.185.00.....	64	034.014.01....	46, 76, 78, 123	036.043.01.....	71	041.806.00.....	119	042.777.00.....	168
026.186.00.....	64	034.018.02.....	46, 79, 123	036.043.02.....	71	042.029.00.....	167	043.001.00.....	27
026.190.00.....	59	034.019.01.....	46, 79, 123	036.044.03.....	71	042.045.00.....	168	043.006.00.....	27
027.017.02.....	106	034.107.01..	21, 46, 77, 78, 123	036.044.04.....	71	042.056.03.....	166	044.158.00.....	122
027.018.02.....	106	034.213.00.....	21, 40	036.051.03.....	72	042.062.00.....	168	044.159.00.....	122
027.024.01.....	159	035.003.01.....	47	036.051.04.....	72	042.106.00.....	161	044.165.00.....	121
027.035.01.....	159	035.004.01.....	47	036.052.03.....	72	042.106.01.....	161	044.170.00.....	122
027.057.01.....	108	035.030.01.....	46, 89	036.052.04.....	72	042.117.00.....	162, 171	044.181.01.....	122
027.063.00.....	159	035.033.01.....	46, 104	036.053.03.....	21, 72	042.122.00.....	168, 175	044.183.00.....	154
027.063.01.....	159	035.034.01.....	35, 47, 104	036.053.04.....	21, 72	042.144.00.....	171	044.184.00.....	29, 154

## Numerical Index

044.184.01	139, 154	11.1125.00	126	11.1392.00	12, 79	12.1207.00	113	14.0471.00	40
046.069.00	121	11.1127.01	78	11.1393.00	12, 79	12.1210.00	113	14.0484.00	40
048.107.00	21, 59, 145	11.1129.00	123	11.1394.00	12, 79	12.1213.00	113	14.0486.00	11, 16, 42
049.001.01	125	11.1147.00	125	11.1395.00	12, 79	12.1227.01	77	14.0488.00	42
049.002.01	125	11.1191.01	15, 16, 129	12.0180.00	124	12.1228.01	77	14.0491.01	42
049.004.01	125	11.1192.00	15, 129	12.0182.00	124	12.1229.01	77, 123, 126	14.0492.00	44
049.005.01	125	11.1194.00	129	12.0183.01	124	12.1229.03	77, 123, 126	14.0498.00	44
049.070.00	42	11.1235.01	77, 78, 123	12.0712.01	131	12.1231.01	77	14.0499.00	44
052.023.00	113	11.1272.00	76, 126	12.0910.06	78	12.1232.01	77	15.0478.00	120
060.001.00	69	11.1280.01	127, 128	12.0910.08	78	12.1235.01	77	15.0576.00	120
060.002.00	69	11.1280.02	127, 128	12.0910.12	78	12.1236.01	77	16.0081.00	159
10.0014.01	125	11.1283.03	77, 126	12.0910.13	78	12.1237.01	76	16.0562.00	28
10.0109.00	132	11.1284.01	16, 21, 22, 127, 128	12.0913.00	84, 135, 136	12.1238.01	79	16.0564.00	28
10.0440.00	132	11.1286.01	76	12.0915.00	135, 136	12.1239.01	76	16.0566.00	28
10.0601.00	132	11.1287.01	79	12.0920.00	83	12.1246.00	78	16.0568.01	28
10.0645.00	132	11.1288.01	76	12.0931.00	140	12.1257.00	79, 123	17.0594.02	129
10.0700.00	132	11.1292.01	76	12.0934.00	84, 135, 136	12.1258.00	77, 78, 123	17.0666.00	129
10.0752.00	132	11.1293.01	79	12.0941.00	113	12.1268.01	78	17.0670.00	129
11.0210.00	123	11.1294.01	76	12.0953.00	135, 136	12.1270.00	78	17.1047.00	26
11.0232.00	35	11.1296.01	76	12.0977.01	137	12.1270.01	78	17.1051.00	26
11.0270.00	28	11.1300.01	76, 126	12.0982.01	137	13.0350.00	83	19.0001.03	107
11.0270.01	28	11.1300.03	76, 126	12.0983.00	137	13.0361.00	83	19.0100.00	66
11.0271.00	28	11.1301.03	76, 79, 123, 126	12.0985.00	137	13.0375.00	57, 58, 59	19.0220.01	66
11.0272.00	28	11.1302.03	77, 126	12.0986.00	137	13.0381.00	58	22.0050.00	97
11.0440.00	125	11.1303.01	77, 126	12.0987.00	137	13.0384.00	58, 59	22.0060.00	97
11.0490.02	125	11.1303.03	77, 126	12.0988.00	137	14.0010.00	131	22.0110.00	96
11.0992.00	124	11.1305.01	76	12.0989.00	137	14.0012.00	131	22.0120.00	98
11.0998.01	76, 78, 123, 124	11.1306.01	77	12.0991.00	137	14.0299.00	43	22.0440.01	45
11.1007.00	129	11.1307.01	77	12.1013.00	137	14.0308.02	44	22.0440.02	45, 140
11.1009.00	125	11.1315.00	79	12.1024.00	135, 136	14.0326.00	107	22.0462.02	87
11.1016.00	129	11.1335.00	76, 78, 123	12.1028.00	135	14.0332.01	43	22.0462.03	87
11.1017.00	129	11.1336.00	123	12.1031.00	135	14.0406.00	43	22.0580.00	97
11.1018.00	129	11.1355.00	76	12.1034.00	135	14.0408.00	44	23.0018.00	91
11.1019.00	129	11.1356.00	76	12.1035.00	135	14.0416.00	43, 137	23.0019.00	91
11.1025.02	78	11.1357.00	76	12.1054.02	135	14.0424.00	43	23.0020.02	92
11.1025.04	78	11.1358.00	76	12.1070.01	82	14.0441.00	16	23.0173.00	87, 93
11.1025.12	78	11.1363.00	78	12.1088.00	78, 123, 126	14.0451.00	43	23.0196.01	45
11.1027.00	76, 78, 123, 124, 126	11.1363.01	78	12.1093.00	77, 78, 123	14.0453.00	39	23.0198.01	45
11.1027.01	76, 78, 123, 124, 126	11.1364.00	78	12.1109.01	79, 123	14.0455.02	40	23.0464.00	89
11.1074.00	76, 78, 123	11.1364.01	78	12.1116.00	79, 123	14.0455.04	40	23.0465.00	89
11.1085.00	140	11.1370.00	12, 79	12.1121.00	76, 79, 126	14.0457.00	39	23.0760.00	93
11.1100.00	140	11.1371.00	12, 79	12.1123.00	129	14.0464.02	40	23.0872.01	89
11.1105.00	126	11.1372.00	12, 79	12.1156.00	113	14.0466.00	39	23.0872.02	89
11.1108.00	126	11.1373.00	12, 79	12.1166.00	120	14.0466.01	39	23.1011.00	92
		11.1374.00	12, 79	12.1183.00	120	14.0467.00	39	23.1015.00	93

## Numerical Index

23.1064.01	93	24.0182.02	65, 66	28.1480.00	117	.....135, 136, 139	38.0525.00	104	
23.1067.00	93	24.0232.00	65	28.1481.00	117	33.0160.00	135, 136	38.0526.00	103, 104
23.1068.01	93	24.0234.00	16	28.1577.00	116, 145, 153	33.0168.01	81	38.0537.01	21, 105
23.1090.00	21, 89, 90, 92, 94	24.0234.01	65	28.1584.00	145	33.0173.00	82	38.0540.00	104
23.1096.00	92	24.0251.01	66	28.1585.00	145	33.0182.01	82	38.0546.00	105
23.1103.00	89	24.0382.00	66	28.1586.00	145	34.0031.00	85	38.0550.01	45, 105
23.1110.00	93	24.0388.02	44	28.1587.00	145	34.0032.00	85	38.0555.00	104
23.1111.01	89	24.0410.00	113	28.1588.00	144	34.0033.00	85	38.0631.00	105
23.1112.00	21, 89, 90, 92, 94	24.0463.01	61	28.1604.00	145	34.0036.00	85, 169	38.0648.00	105
23.1193.01	90, 92, 94	24.0469.00	65	28.1624.00	142	34.0037.01	85	38.0711.01	45, 108
23.1194.00	91	24.0470.00	65	28.1635.00	142, 146	34.0043.00	35, 84	38.0712.00	108
23.1198.00	94	24.0471.00	65	28.1838.00	145	35.0574.01	45	38.0713.00	108
23.1232.01	21, 90, 92, 94	24.0474.00	61, 62	28.1862.00	141	35.1723.00	30	38.0717.00	108
23.1234.00	21, 91	24.0475.00	61, 62	28.1924.00	12, 141	35.1741.00	158	38.0718.00	108
23.1250.00	90, 93	27.0005.03	86	28.1976.00	145	35.1742.00	158	38.0729.00	108
23.1277.00	90, 94	28.0503.01	21, 143	28.1991.00	21	38.0054.01	45	38.0735.00	140
23.1278.00	90, 94	28.0503.02	143	28.2031.00	21, 142	38.0054.02	35, 45, 97, 106	38.0761.00	96, 97, 98
23.1290.01	94	28.0545.01	143	29.0100.00	107	38.0059.03	96	38.0766.02	108
23.1291.01	94	28.0679.01	143	29.0185.00	86	38.0075.04	21, 96	38.0825.00	98
23.1294.01	94	28.0720.00	144	29.0830.00	87	38.0076.00	96	38.1764.00	98
23.1299.01	94	28.0758.00	144	29.0831.00	106	38.0118.01	45	38.1775.00	108
23.1301.01	94			30.0861.00	159	38.0120.01	45	38.1780.00	16, 21, 22, 103
23.1306.01	94	28.0813.01	143	33.0008.02	81	38.0178.00	106	38.1783.00	21, 103
23.1307.00	94	28.0813.02	143	33.0009.04	81	38.0179.02	45, 106	38.1787.01	21, 45, 103
23.1314.00	94	28.0814.00	145	33.0025.00	86, 114	38.0181.00	106	38.1799.01	103
23.1314.01	94	28.1004.00	143	33.0025.01	86, 114, 139	38.0186.02	45	38.1800.00	103
23.1349.00	67, 91	28.1004.01	143	33.0031.02	87	38.0193.01	106	38.1800.01	103
23.1354.00	21, 67, 91	28.1012.00	143	33.0034.02	81	38.0223.02	106	38.1802.01	96
23.1361.00	90, 93	28.1012.01	143	33.0036.02	87	38.0234.02	106	38.1808.01	21, 103
23.1373.00	90	28.1030.01	145	33.0036.03	87	38.0237.00	21, 96	38.1821.00	95
23.1374.00	90	28.1166.00	146	33.0037.02	87	38.0316.00	107	38.1823.00	21, 103
23.1375.00	90	28.1172.00	146	33.0048.05	82	38.0375.00	105	38.1824.00	103
23.1376.00	90	28.1188.00	143, 146	33.0080.03	82	38.0467.00	106	38.1825.00	103
23.1402.00	90	28.1262.00	145	33.0084.01	83	38.0501.01	104	38.1829.00	95
23.1403.00	90, 93	28.1262.01	145	33.0085.02	83	38.0504.07	105	38.1829.01	95
23.1404.00	90	28.1264.00	156	33.0096.02	82	38.0504.08	105	38.1832.01	96
24.0118.00	66	28.1276.00	156	33.0100.02	107	38.0505.00	105	38.1833.01	21, 103
24.0128.01	65	28.1289.00	146	33.0103.00	106	38.0507.01	45	38.1834.00	95
24.0129.01	65	28.1345.00	117	33.0104.05	85	38.0510.00	35, 104	38.1838.00	95
24.0136.01	45	28.1435.00	117	33.0108.02	81, 139	38.0516.00	103, 104	38.1852.00	101
24.0137.01	45, 65, 84	28.1436.00	117	33.0131.02	82	38.0517.00	35, 104, 140	38.1862.00	95
24.0138.01	65	28.1464.01	143	33.0132.00	86, 114	38.0518.00	104	38.1863.00	101
24.0168.01	65	28.1464.04	143	33.0134.00	86, 114, 135,	38.0519.01	21, 45	38.1871.00	95
24.0170.01	65	28.1467.00	143	.....136, 139		38.0520.00	21, 22, 104	38.1871.02	95
24.0175.01	65	28.1479.00	117	33.0138.00	86, 96, 114,	38.0524.00	105	38.1871.03	95



## Numerical Index

38.1879.00	103	41.1454.01	61	54.0601.02	38	56.0632.00	175	61.0460.00	152
38.1889.00	95	41.1455.00	62	54.0790.00	38	56.0643.00	175	61.0850.00	151
38.1890.00	95	41.1456.00	62	54.0796.01	38	56.0644.00	175	61.0860.00	151
38.1933.00	103	41.1456.01	62	54.0797.01	38	56.0647.00	174	61.1227.00	150
38.1934.01	16, 21, 22, 103	41.1457.00	61	54.0798.01	38	56.0648.00	174	61.1232.01	150
38.1936.01	103	41.1458.00	62	54.0803.00	38	56.0649.00	174	61.1232.02	150
38.1957.01	103	41.1464.02	61	54.0804.00	38	56.0650.00	174	61.1267.00	151
38.1958.01	21, 103	41.1477.00	64	54.0805.00	38	56.0688.00	174	61.1287.00	151
38.1970.00	103	41.1477.01	64	54.0807.01	38	56.0689.00	174	61.1336.00	116, 152
38.1970.01	103	41.1490.01	62	54.0808.01	38	56.0867.00	175	61.1337.00	116, 152
38.1971.00	103	41.1491.01	62	54.0809.00	38	56.0887.00	175	61.1502.00	156
38.1972.00	103	41.1493.00	120	54.0838.00	38	56.0890.00	174	61.1503.00	156
38.1973.01	103	41.1506.01	61	55.0015.01	163	56.0914.00	174	61.1534.00	113
39.0790.02	27	41.1507.00	62	55.1248.00	164	56.0918.00	174	61.1537.01	156
39.0790.03	27	41.1540.00	61	55.1934.00	166	56.0966.00	28	61.1548.00	150
39.0822.00	104	42.0085.00	138	55.2078.00	163	56.0970.00	175	61.1569.00	150
39.1024.00	27	42.0090.00	138	55.2078.01	163	56.1000.00	167	61.1679.00	147
39.1045.00	120	42.0534.00	84	55.2404.00	164	56.1001.00	167	61.2050.00	151
39.1050.00	105	42.0572.00	131	55.2698.00	164	56.1002.00	167	61.2050.01	151
39.1051.00	105	42.0683.04	81, 139	55.3127.00	166	56.1004.00	167	61.2056.00	156
39.1091.00	120	42.0701.00	57, 87	55.4506.00	161, 166	56.1075.00	174	61.2065.00	154
39.1115.00	26	43.0010.00	21, 134	55.5566.00	161	56.1075.00	174	61.2099.00	156
39.1380.00	26	43.0054.00	115, 144	56.0175.01	173	56.1088.00	174	61.2099.00	156
39.1385.00	120	43.0057.00	115	56.0200.00	170	56.1089.00	174	61.2227.00	156
39.1390.00	26	43.0093.00	118	56.0205.00	173	56.1107.00	167	61.2228.00	156
40.0145.00	123	43.0095.00	118	56.0254.00	170	56.1120.00	170	61.2250.00	113
40.0250.00	122	43.0259.00	117	56.0254.01	170	56.1124.00	170	61.2265.00	150
40.1038.00	122	43.0260.00	117	56.0259.00	169	56.1138.00	166, 175	61.2576.00	155
41.0016.02	62	43.0261.00	117	56.0283.00	170	56.1139.00	166	61.2606.00	150
41.0034.00	62	43.0328.01	118	56.0291.00	169	56.1141.00	174	61.2619.00	147
41.0074.00	63	43.0329.00	118	56.0298.00	169	56.1173.00	167	61.2767.00	150
41.0407.00	62	43.0484.00	122	56.0298.00	169	56.1173.01	167	61.3048.00	157
41.0408.00	62	43.0485.00	122	56.0339.00	57, 87	56.1198.00	167	61.3049.00	157
41.0411.00	63	43.0544.00	131	56.0340.00	169	56.1198.01	167	61.3053.00	155
41.0413.00	62	44.0118.00	29	56.0391.01	173	56.1208.00	165	61.3064.00	156
41.0413.01	62	44.0216.00	29	56.0392.01	173	56.1281.00	174	61.3066.00	156
41.0414.00	62	45.0403.00	112	56.0394.01	173	56.1295.00	168	61.3125.00	158
41.0416.00	61	45.0438.00	68	56.0395.01	173	57.0128.00	176	61.3125.01	158
41.0417.00	61	45.1268.00	117	56.0593.00	166	57.0129.00	176	62.0131.00	98
41.1144.00	63	47.1259.00	63	56.0603.00	173	57.0586.00	165	62.0156.00	147
41.1164.00	63	50.0056.00	36	56.0619.00	166	57.0647.00	168	62.0163.01	157
41.1299.00	63	50.0057.00	36	56.0627.00	28	57.0648.00	168	62.0184.00	147
41.1317.00	62	50.0271.00	37, 68	56.0628.00	175	60.0601.00	152	62.0186.00	157
41.1385.00	63	54.0047.00	131	56.0629.00	175	61.0025.00	156	62.0186.01	157
41.1454.00	61	54.0145.00	131	56.0630.00	175	61.0081.00	156	62.0631.01	149
				56.0631.00	175	61.0197.00	21, 152	62.0655.00	61

## Numerical Index

62.0658.00	61	77.0042.01	134	77.0842.00	49	77.2128.00	25	90.1073.00	117, 153
62.0676.00	147	77.0042.04	134	77.0845.00	49	82.0305.04	85	90.1074.00	117, 153
62.0685.00	147	77.0043.01	134	77.0876.00	142	83.0217.00	105	90.1075.00	117, 153
62.0847.00	147	77.0043.04	134	77.0919.00	110	83.0486.00	30	90.1076.00	116, 153
62.0848.00	147	77.0044.01	134	77.0921.00	158	90.0003.00	169	90.1078.00	119
62.0963.00	147	77.0063.00	110	77.0923.00	134	90.0010.00	98, 100	90.1078.01	119
62.1063.00	147	77.0063.01	110	77.0932.00	26	90.0030.00	64	90.1079.00	116, 134, 153
62.1065.00	147	77.0069.00	48	77.0933.00	26	90.0304.00	106	90.1080.00	116
62.1195.00	149	77.0069.01	48	77.0941.01	128	90.0312.00	98, 100	90.1082.00	116
65.0030.00	160	77.0095.01	134, 144	77.0942.00	26	90.0321.00	106	90.1083.01	151
65.0031.00	160	77.0098.01	134	77.0943.00	26	90.0351.00	69	90.1085.01	151
65.0208.00	160	77.0104.01	110	77.0980.00	118	90.0351.01	69	90.1088.01	61
65.0209.00	160	77.0104.03	110	77.0981.00	118	90.0351.02	69	90.1091.00	149
65.0227.00	160	77.0121.01	127	77.1019.00	62	90.0351.03	69	90.1091.01	149
65.0286.03	159	77.0121.03	127	77.1023.00	25	90.0367.01	143	90.1095.01	154
65.0286.05	159	77.0123.00	109	77.1023.01	25	90.0367.02	143	90.1097.00	59
65.0289.00	160	77.0124.00	109	77.1024.00	25	90.0370.00	58	90.1098.00	59
65.0289.01	160	77.0125.01	109	77.1024.01	25			90.1101.00	40
65.1625.03	159	77.0125.02	109	77.1033.00	134	90.0456.00	84, 135, 136	90.1105.00	149
65.1625.04	159	77.0147.00	48	77.1034.00	134	90.0460.03	43	90.1110.00	16, 113
65.1924.00	11, 159	77.0147.01	48	77.1047.00	128	90.0463.01	143	90.1110.01	16, 113
65.1928.00	11, 159	77.0254.01	127, 128	77.1104.00	127	90.0563.00	93	90.1123.00	59
74.0001.00M	182	77.0254.03	127, 128	77.1104.01	127	90.0593.00	98, 99	90.1125.00	68
75.0035.01	134, 135, 136,	77.0263.01	42	77.1239.00	118	90.1012.00	117	90.1127.01	119
	137, 138	77.0291.01	110	77.1240.00	118	90.1013.00	27	90.1128.01	119
75.0035.03	134, 138	77.0291.02	110	77.1301.00	158	90.1016.00	156	90.1129.00	118, 153
75.0039.00	135, 136	77.0297.01	119	77.1493.00	103	90.1020.00	108	90.1133.01	119
75.0078.00	129	77.0362.01	127	77.1516.00	25	90.1021.00	51	90.1134.00	119
75.0084.00	143	77.0362.03	127	77.1517.00	25	90.1027.03	64	90.1134.01	119
75.0084.01	143	77.0373.01	48	77.1637.00	25	90.1028.00	125	90.1135.00	119
75.0085.01	28	77.0374.01	48	77.1687.00	25	90.1029.02	153	90.1135.01	119
75.0091.00	135	77.0420.01	40	77.1688.00	25	90.1039.00	143, 146	90.1138.00	158
75.0145.01	135	77.0424.01	48	77.1704.00	27	90.1040.00	144	90.1148.00	127
75.0150.00	49, 142	77.0453.00	127, 128	77.1776.00	25	90.1041.00	144	90.1148.01	127
75.0909.00	122	77.0453.01	127, 128	77.1777.00	25	90.1043.00	144	90.1155.00	176
75.0911.01	45, 105	77.0462.01	25	77.1778.00	25	90.1044.00	143	90.1166.00	59
75.0932.00	129	77.0541.01	27	77.1779.00	25	90.1045.00	146	90.1168.00	35, 116, 118, 153
75.2251.00	142	77.0542.01	27	77.1830.00	110	90.1053.00	145	90.1176.00	115
76.2011.00	137	77.0543.01	25	77.1851.00	131	90.1054.00	146	90.1177.00	116, 153
76.2020.02	137	77.0707.00	118	77.1963.00	25	90.1064.00	31, 44	90.1179.00	117, 153
76.2025.00	58	77.0708.00	118	77.1964.00	25	90.1065.00	31, 42	90.1180.00	117, 153
76.2030.00	58	77.0724.00	49, 128	77.2038.00	25	90.1066.00	64	90.1183.00	154
76.8112.00	35, 118	77.0730.01	134	77.2040.00	25	90.1070.00	152	90.1184.00	119
77.0021.01	48	77.0748.00	128	77.2041.00	25	90.1071.00	152	90.1185.00	119
77.0021.03	48	77.0784.00	49	77.2042.00	25	90.1072.00	116, 153	90.1189.00	82

## Numerical Index

90.1196.00	119	90.1495.00	119	90.1786.00	12, 176	98.0660.00	37	99.0629.00	112
90.1197.00	119	90.1510.00	101	90.1787.00	12, 176	98.0867.02	104	99.0643.00	112
90.1198.00	153	90.1527.00	159	90.1788.00	12, 176	98.0879.00	74	99.0648.03	109
90.1199.00	153	90.1528.00	160	90.1789.00	12, 176	98.0879.12	74	99.0649.01	109
90.1200.00	153	90.1546.00	95	90.1791.00	12, 176	98.0882.00	74	99.0650.01	109, 110
90.1205.00	110	90.1547.00	160	90.1805.00	42	98.0885.00	74	99.0650.03	109, 110
90.1210.00	81	90.1548.00	160	90.1806.00	79	98.0885.12	74	99.0651.00	109
90.1212.00	49	90.1550.00	39	90.1811.00	12, 141	98.0900.00	21, 67	99.0652.01	110
90.1213.00	134	90.1550.01	39	90.1814.00	119	98.0910.00	75	99.0652.03	110
90.1220.00	142	90.1553.00	143	90.1821.00	31, 42, 44	98.1048.00	75	99.0653.01	109, 110
90.1221.00	150	90.1557.00	144	90.1824.00	43	98.1064.00	73	99.0653.03	109, 110
90.1225.00	116, 152	90.1558.00	144	90.1825.00	79	98.1065.00	73	99.0654.03	21, 114
90.1266.00	157	90.1575.00	150	90.1828.00	42	98.1066.00	73	99.0659.00	109
90.1268.00	54	90.1576.00	80	90.1835.00	15	98.1068.00	73	99.0660.00	109
90.1280.00	128	90.1598.00	80	90.1836.00	15	98.1069.00	73	99.0673.01	110
90.1281.00	110	90.1610.00	111	90.1860.00	168	98.1070.00	73	99.0674.01	110
90.1284.00	127	90.1611.00	111	90.1861.00	168	98.1086.00	73	99.0675.01	110
90.1284.01	127	90.1612.00	41	90.1870.00	16	98.1091.00	73	99.0681.01	110
90.1322.00	141	90.1613.00	15, 16, 17	90.1871.00	16	98.1093.00	74	99.0698.00	109
90.1322.01	141	90.1615.00	153	90.1872.00	16	98.1094.00	74	99.0699.00	109
90.1322.02	141	90.1631.00	153	90.1873.00	16	98.1095.00	74	99.0701.00	109
90.1322.03	141	90.1637.00	156	90.1874.00	16	98.1096.00	74	99.0705.01	110
90.1322.04	141	90.1638.00	156	90.1875.00	16	98.1109.00	73	99.0706.01	110
90.1341.00	141	90.1639.00	11, 154	90.1876.00	16	98.1111.00	74	99.0707.01	110
90.1342.01	141	90.1641.00	15, 16, 18	90.1877.00	16	98.1112.00	74	99.0708.01	110
90.1343.00	21, 141	90.1642.00	15, 16, 18	91.0060.00	31, 131, 183	98.1113.00	74	99.0711.01	110
90.1345.00	141	90.1643.00	15, 16, 18	91.0061.00	31, 131, 183	98.1119.00	75	99.0719.00	11, 150
90.1346.00	141	90.1644.00	15, 16, 19	97.0280.02	64	98.1120.00	21, 69	99.0724.00	114
90.1348.00	141	90.1645.00	133	97.0290.00	64	98.1162.00	73	99.0738.01	110
90.1349.00	141	90.1646.00	133	97.0401.01	64	98.1163.00	73	99.0739.01	110
90.1357.00	127, 128	90.1649.00	153	97.0403.00	64	98.1164.00	37, 73	99.0740.01	110
90.1358.00	35, 118	90.1650.00	153	97.0405.00	64	98.1166.00	73	99.1135.01	114
90.1359.00	35, 118	90.1676.00	80	97.0406.00	64	98.1167.00	37, 73	99.1136.00	145
90.1360.00	35, 118	90.1684.00	144	97.0408.01	64	99.0519.01	112	A0019	177
90.1382.00	35, 118	90.1686.00	11, 149	98.0010.00	21, 69, 91	99.0528.01	112	A0032	186
90.1390.00	141	90.1691.00	31, 42, 44	98.0050.01	69	99.0537.01	112	A0047	177, 182
90.1408.00	21	90.1735.00	103	98.0051.00	68	99.0541.01	112	A0048.A1	187
90.1439.00	119	90.1736.00	103	98.0072.00	67	99.0583.00	112	A0048.A2	187
90.1440.00	119	90.1746.00	149	98.0090.01	21, 69, 91	99.0584.00	112	A0048.A15	187
90.1441.00	119	90.1758.00	16, 66	98.0180.00	75	99.0590.00	114	A0048.D1	187
90.1442.00	119	90.1767.00	11, 160	98.0190.00	75	99.0592.00	114	A0048.D2	187
90.1443.00	119	90.1768.00	16, 21, 22, 39, 40	98.0244.02	74	99.0607.00	113	A0048.D15	187
90.1451.00	110	90.1768.01	16, 21, 22, 39, 40	98.0262.02	74	99.0618.00	113	A0049	20, 183
90.1479.00	168	90.1779.00	11, 147	98.0262.14	74	99.0619.00	113	A0050	20, 178
90.1480.00	168	90.1785.00	12, 176	98.0450.00	75	99.0628.00	112	A0051	20, 178

## Numerical Index

---

A0058 .....	183	C0242 .....	178	VC0463.0230 .....	149
A0061 .....	182	C0243 .....	183	VC0463.0238 .....	148
A0065.0305 .....	179	C0244 .....	188		
A0065.0507 .....	179	E0139 .....	185		
A0065.1012 .....	179	E0140 .....	180, 185		
A0075 .....	177	E0141 .....	185		
A0077 .....	182	E0228 .....	180		
A0082.11 .....	186	E0275 .....	177		
A0082.12 .....	186	P0066 .....	177		
A0082.22 .....	186	P0101 .....	183		
A0082.23 .....	186	P0145 .....	182		
A0082.24 .....	186	P0167 .....	182		
A0088.0507 .....	184	P0170 .....	182		
A0088.0710 .....	184	P0176 .....	182		
A0088.1012 .....	184	P0177 .....	182		
A0090 .....	177	P0178 .....	182		
A0092.03 .....	180	P0180 .....	182		
A0092.05 .....	180	P0210 .....	182		
A0092.07 .....	180	VC0009.0001 .....	148		
A0092.10 .....	180	VC0009.0002 .....	148		
A0092.12 .....	180	VC0013.0001 .....	148		
A0099.03 .....	181	VC0013.0002 .....	148		
A0099.05 .....	181	VC0035.0001 .....	148		
A0099.07 .....	181	VC0035.0002 .....	148		
A0099.10 .....	181	VC0035.0004 .....	148		
A0099.12 .....	181	VC0035.0005 .....	148		
A0150 .....	20, 178	VC0463.0007 .....	148		
C0046.1 .....	178	VC0463.0010 .....	148		
C0070 .....	185	VC0463.0011 .....	148		
C0074 .....	183	VC0463.0024 .....	148		
C0095.02 .....	186	VC0463.0027 .....	148		
C0098 .....	178	VC0463.0166 .....	148		
C0099 .....	180	VC0463.0167 .....	148		
C0118 .....	186	VC0463.0189 .....	148		
C0121 .....	177	VC0463.0192 .....	148		
C0129 .....	20, 188	VC0463.0195 .....	148		
C0133 .....	180	VC0463.0198 .....	148		
C0148 .....	177	VC0463.0200 .....	148		
C0160 .....	186	VC0463.0205 .....	148		
C0172 .....	182	VC0463.0211 .....	149		
C0184 .....	186	VC0463.0212 .....	149		
C0219 .....	188	VC0463.0219 .....	149		
C0220 .....	188	VC0463.0220 .....	149		
C0223 .....	186	VC0463.0225 .....	149		
C0230 .....	186	VC0463.0227 .....	149		



# Alphabetical Index

Glass shelf clips ..... 163  
 Glass shelves ..... 173  
 Glide bar ..... 11, 150  
 Gloves and tissue grommet ..... 173  
 Gloves dispenser assembly ..... 173

## H

Handpiece control adjustment keys .. 104  
 Handpiece conversion kits ..... 107  
 Handpiece exhaust muffler ..... 37  
 Handpiece gaskets ..... 36  
 Handpiece oil collection system..... 113  
 Handpiece pressure gauge ..... 37, 68  
 Headrest locking knob ..... 150  
 Height adjustment knob ..... 159  
 Hemostat ..... 67  
 Hex driver ..... 68  
 Hex valve ..... 139  
 Hex wrench set ..... 68  
 Hinge ..... 161, 172, 174  
 Holder ..... 110-113  
 Hole plug ..... 158  
 Hole plug for unit ..... 42  
 Housing replacement kit ..... 143  
 HVE conversion kits ..... 12, 79  
 HVE holder ..... 110  
 HVE tubing ..... 80  
 Hydraulic oil ..... 152  
 Hydraulic solenoid kits ..... 152

## I

IC control block ..... 106  
 ICV Float Switch ..... 131  
 ICV solenoid ..... 131  
 ICV Tank Assembly..... 131  
 ICV water level sensor ..... 131  
 ICX Renew ..... 31, 42, 44  
 ICX Restore ..... 42  
 ICX waterline 2-liter treatment tablet 31, 42  
 ICX waterline treatment tablet ..... 44  
 In-line check valve ..... 86  
 Intensity switch ..... 144, 146  
 Intermediate light post ..... 142

## L

Lamp socket kit ..... 143  
 LED circuit boards ..... 141  
 LED front housing ..... 141  
 LED light components ..... 141  
 LED light label kit ..... 141  
 LED light upgrade ..... 12, 141  
 LED mode button ..... 141  
 LED neck pivot assembly ..... 141  
 LED pivot shaft assembly ..... 141  
 Leveling bumper wedge ..... 167  
 Leveling foot kit ..... 175  
 Lever Syringe ..... 92  
 Lift cylinders ..... 151  
 Light bulb ..... 142-143  
 Light cable kit ..... 145-146  
 Light circuit board ..... 145  
 Light handle kit ..... 141, 143  
 Light post cover plugs ..... 142  
 Light post trim ring ..... 144  
 Light shield ..... 142-143, 146  
 Light shield and gasket kit ..... 141  
 Light Yoke Plug ..... 144  
 Limit switch ..... 139, 154  
 Liners ..... 125  
 Loctite® ..... 69  
 Low voltage water heater service parts. 94  
 Lubricant ..... 69  
 Lubriplate ..... 145

## M

Male tubing connector ..... 130  
 Male Y connector ..... 130  
 Manifold ..... 115  
 Manual shut-off ..... 85  
 Master toggle to power supply kit .... 153  
 Master toggle valves ..... 82  
 Mechanical room controls and  
     accessories ..... 186  
 Micro valve ..... 139  
 Moisture separators ..... 64  
 Monitor mount ..... 30  
 Mounting plates ..... 162  
 Multi-function footswitch ..... 157

## N

Needle ..... 83

## O

Oilite™ ..... 113  
 On/off switch kit ..... 143  
 Oral cups ..... 125  
 O-ring ..... 46-47, 129-131  
 O-ring specification chart ..... 46-47  
 O-ring tool kit ..... 67

## P

Pac 1 toolkit ..... 68  
 Panel mount gauge ..... 68  
 Performer ..... 108, 113, 123-126  
 Performer AVS ..... 123-124  
 Performer HVE ..... 125  
 Performer HVE conversion kit ..... 125  
 Performer III ..... 120  
 Performer monitor post assembly ..... 30  
 Phenolic ..... 136  
 Pinnacle screen kit ..... 129  
 Pins ..... 105  
 Pipe ..... 55-56  
 Pipe plug ..... 55  
 Pivot armrest ..... 158  
 Pivot stops ..... 143  
 Pliers ..... 67  
 Plug ..... 30  
 Plug, control head touchpad hole ..... 49  
 Plug, monitor cable hole in light post .. 49  
 Ported 3-way ..... 85  
 Positioning sensor kit ..... 11, 154  
 Post trim rings ..... 134  
 Potentiometer ..... 155  
 Power supply ..... 117-118, 121-122  
 Power supply cables ..... 118  
 Preference door knob ..... 166  
 Preference ICC instrument storage rack 28  
 Preference ICC task light bulbs ..... 175  
 Preference II mounting plates ..... 162  
 Preference II task light bulb ..... 164  
 Pre-regulators ..... 66  
 P-trap ..... 134  
 Push-button valve ..... 81

Push latches ..... 161  
 Push on knob kits ..... 106

## Q

QD ..... 57  
 QD plug ..... 103  
 Quad voltage intraoral light source .... 35  
 Quick-disconnect ..... 169  
 Quick disconnect Kit ..... 158  
 Quick-disconnects (QD) ..... 57-58

## R

Radius ..... 120  
 Radius/cascade ..... 120  
 Radius flat-panel mount ..... 30  
 Relay ..... 84  
 Relay module ..... 116  
 Remote touchpad kit ..... 119  
 Replacement bulbs ..... 35  
 Retaining clips ..... 63

## S

Saliva ejector ..... 126  
 Saliva ejector tubing ..... 80  
 Screen ..... 129  
 Selector ..... 85  
 Self-contained water cap assembly .... 43  
 Shelf assembly ..... 175  
 Shelf clip kit ..... 173  
 Shut-off ..... 85  
 Shut-off valve ..... 66, 169  
 Shuttle ..... 86  
 Shuttle valve assembly ..... 169  
 Sink basket ..... 168  
 Sleeve clamps ..... 53  
 Sleeve tool ..... 67  
 Sliding wedge ..... 150  
 Snap ring pliers ..... 67  
 Soap dispenser kit ..... 168  
 Soft-Touch Syringe ..... 92  
 Solenoid ..... 115-116, 134, 152  
 Solenoid assembly ..... 152  
 Solids collector ..... 129  
 Spout gasket ..... 134  
 Standard touchpad ..... 119



# Alphabetical Index

Stem assembly ..... 106  
Steril-vac jar ..... 131  
Stool Back Bumper ..... 11, 160  
Stool Base ..... 11, 159  
Stools ..... 159-160  
Stop plate switch replacement kit .... 154  
Storage ..... 161-162, 173-174  
Storage fan transformer ..... 174  
Strippers ..... 67  
Sub-miniature toggle valve ..... 82  
Surgical tip brushes ..... 125  
Swing-out shelves ..... 170  
Switch assembly ..... 134  
Switch service kit ..... 144  
Swivel brake kit ..... 156  
Syringe flow control barb ..... 104  
Syringe tips ..... 89  
Syringe tool ..... 69  
Syringe valve kit ..... 91  
Syringe wrench ..... 67

## T

Tailpieces ..... 126  
Task light bulbs ..... 170, 175  
Task light switch ..... 164  
Tee check ..... 86  
Tension springs ..... 105  
Terminal handpiece bulbs ..... 75  
Tie bolt kit ..... 105-106  
Tilt cylinders ..... 151  
Toeboard covers ..... 147  
Toggle ..... 87  
Toggle bolt ..... 167  
Toggle switch kit ..... 146  
Toggle valve ..... 81-82, 139  
Toggle valve for AVS ..... 81  
Tooth dryer ..... 35  
Touch latch ..... 175  
Touchpad ..... 115, 119-120  
Touchpad covers ..... 119  
Touchpads ..... 119-120  
Touchpad upgrade kits ..... 119  
Touch-up paint ..... 69  
Transformer ..... 144  
Tray ..... 27

Tray holder pad ..... 25  
Tray holders ..... 25-26  
Tri-Flo ..... 91  
Tri-Flo syringe ..... 91  
Tri-Flo Syringe ..... 92  
Tri-Flo syringe service kit ..... 91  
Truss head slot screw ..... 152  
Tub holder ..... 170  
Tubing ..... 75  
Tubing adapter ..... 123  
Tubing connector ..... 130  
Tubing cutters ..... 67  
Tubing pliers ..... 67  
Tubing plug ..... 53  
Tubing Poly-flo ..... 56  
Tubing stringer ..... 67  
Tubing strippers ..... 67  
Tubs ..... 28

## U

Umbilical connectors ..... 63  
Umbilical tubing ..... 80  
Umbilical tubing stringer ..... 67  
Uni-clamp ..... 53  
Uni-Flo Syringe ..... 92  
Uni-Flo syringe service kit ..... 91  
Union ..... 56  
Unitized holders ..... 112-113  
Upgrade kits ..... 119  
Upholstery kits ..... 150  
Upholstery replacement ..... 148-149  
Upholstery screws ..... 150

## V

Vacuum ..... 182-185  
Vacuum canister ..... 131  
Vacuum canister assembly ..... 128  
Vacuum canister blank cover ..... 49  
Vacuum connector assembly ..... 131  
Vacuum tubing ..... 80  
Vacuum valve brushes ..... 125  
Valve core service kit ..... 91  
Valve cover kit ..... 106  
Valve kit ..... 82  
Valve test syringe ..... 69

Vertical adjustment kit ..... 142  
Vitreous china ..... 135

## W

Wago connector ..... 115  
Washers ..... 146  
Water bottle cap ..... 42  
Water bottle tubing grommet ..... 42, 167  
Water control valve ..... 187  
Water coolant flow adjustment stem .. 104  
Water filter ..... 188  
Water filter/regulators ..... 65  
Water retraction tester ..... 68  
Water shut-off valve ..... 169  
Water valve cover ..... 106  
Wet/dry foot control ..... 95  
Whip Assembly ..... 110  
Whip assembly kit ..... 110  
Whip components ..... 110  
Wood shelf clip kit ..... 163









### **A-dec Headquarters**

A-dec Headquarters  
2601 Crestview Drive  
Newberg, Oregon 97132 USA  
Tel: 1.800.547.1883 within USA/CAN  
Tel: +1.503.538.7478 outside USA/CAN  
Fax: +1.503.538.0276  
a-dec.com

---

### **A-dec Australia**

Tel: 1.800.225.010 within AUS  
Tel: +61.(0)2.8332.4000 outside AUS

---

### **A-dec China**

Tel: 400.600.5434 within CN  
Tel: +86.571.89026088 outside CN

---

### **A-dec United Kingdom**

Tel: 0800.233285 within UK  
Tel: +44.(0)24.7635.0901 outside UK

---